


Fittings – Hose CGA



RATERMANN
MANUFACTURING, INC.

Index

- Acetylene & Propane Fittings
Hand Tight & Yoke Connections..... **17A-3**
- Air Fittings
Hand Tight & Yoke Connections..... **17A-4-5**
- Carbon Dioxide Fittings
Hand Tight & Yoke Connections..... **17A-4**
- CGA Fittings for Gas **17A-10**
- CGA Gas Filling Connectors..... **17A-9**
- Hydrogen, Methane Fittings
Hand Tight & Yoke Connections..... **17A-2**
- Inert Gases Fittings
Hand Tight & Yoke Connections..... **17A-2**
- Medical Oxygen Connectors..... **17A-9**
- Nipples with Check Valves..... **17A-10**
- Oxygen Fittings
Hand Tight & Yoke Connections..... **17A-3**
- Pipe Thread Fittings
Small Brass Pipe Thread Fittings 3000 PSI .. **17A-6-7**
316 SS Pipe Thread Fittings 6000 PSI **17A-7**
- Replacement Tips and Washers..... **17A-10**

Other Products Available

- CGA Manifold Coupler Tees **17A-8**
- CGA Plug & Chain Assembly..... **17A-8**
- Gas Tight 2-Piece
Plug & Chain Assemblies **17A-8**
- In-Line Check Valves **17A-7**
- Medical Oxygen Post Valve Quick Fill..... **17A-9**
- Pressure Reliefs..... **17A-6**
- PTFE Paste and Tape **17A-5**
- Screwed Bonnet Needle Valve –
Series 3000..... **17A-5**
- Transfill Systems **17A-8**

Hand Tight & Yoke Connections

INERT GASES



Part No. BH-580NUT



Part No. PH-580NUT



Part No. CGA-ZN580



Part No. CGA-580-14HT



Part No. CGA-580NUT



Part No. PH-580NIPPLE



Part No. BH-580NIPPLE



Part No. PH-580-NRPK10



Part No. BH-580-ORPK10

Fitting Type	CGA 580 & 960 Dimension/Material	3000 P.S.I.G. Part Number
Nut, Hand Tight	.960"-14NGO-RH-EXT Brass	BH-580NUT
Nut, Hand Tight	.960"-14NGO-RH-EXT Brass, Plastic Grip	PH-580NUT
Nut, Wrench Tight	.960"-14NGO-RH-EXT Brass Hex	CGA-580NUT
Zip Nut, Quick Connect	.960"-14NGO-RH-EXT Brass Thread, Aluminum Body	CGA-ZN580
Nipple	1/4" NPT, 2.5" Long	CGA-580NIPPLE
Nipple, Soft Tip	1/4" NPT, 3.5" Long with soft tip for hand tight nut	PH-580NIPPLE
Nipple, Soft Tip	1/4" NPT, 3.5" Long with o-ring for hand tight nut	BH-580NIPPLE
Soft Tip Replacement	CTFE	PH-580-NR
O-Ring Replacement	Viton	PH-580-OR
Yoke	1/4" MNPT x CGA 960 pin index, hand tight handle	CGA-960-14HT
Yoke	1/2" MNPT x CGA 960 pin index, hand tight handle	CGA-960-12HT
Washer	CGA 960 Yoke Washer	PH-WASH
Replacement Handle	Plastic Handtight	PH-870

Hand Tight & Yoke Connections

HYDROGEN, METHANE




Part No. BH-350NUT



Part No. PH-350NUT



Part No. CGA-ZN350



Part No. CGA-350NIPPLE



Part No. CGA-350NUT



Part No. PH-350NIPPLE

Fitting Type	CGA 350 Dimension/Material	3000 P.S.I.G. Part Number
Nut, Hand Tight	.830"-14NGO-LH-INT Brass	BH-350NUT
Nut, Hand Tight	.830"-14NGO-LH-INT Brass, Plastic Grip	PH-350NUT
Nut, Wrench Tight	.830"-14NGO-LH-INT Brass Hex	CGA-350NUT
Zip Nut, Quick Connect	.830"-14NGO-LH-INT Brass Thread, Aluminum Body	CGA-ZN350
Nipple	1/4" NPT, 2" Long	CGA-350NIPPLE
Nipple, Soft Tip	1/4" NPT, 2.5" Long with soft tip for hand tight nut	BH-350NIPPLE
Soft Tip Replacement	CTFE	PH-350-NR
O-Ring for Zipnut	Buna-N	PH-350-OR

Hand Tight & Yoke Connections

ACETYLENE/PROPANE



Part No. CGA-510HT



Part No. PH-510NUT



Part No. CGA-ZN510



Part No. CGA-510NIPPLE



Part No. CGA-510NUT



Part No. CGA-500NIPPLE

Fitting Type	CGA 510 Dimension/Material	500 P.S.I.G. Part Number
Nut, Hand Tight	.880"-14NGO-LH-INT Brass	CGA-510HT
Nut, Hand Tight	.880"-14NGO-LH-INT Brass, Plastic Grip	PH-510NUT
Nut, Wrench Tight	.880"-14NGO-LH-INT Brass Hex	CGA-510NUT
Zip Nut, Quick Connect	.880"-14NGO-LH-INT Brass Thread, Aluminum Body	CGA-ZN510
Nipple	1/4" NPT, 2.5" Long	CGA-580NIPPLE
Nipple, Soft Tip	1/4" NPT, 3.5" Long with soft tip for hand tight nut	PH-500NIPPLE
Soft Tip Replacement	CTFE	PH-580-NR
O-Ring Replacement	BUNA-N	PH-510-ORZ

Hand Tight & Yoke Connections

OXYGEN



Part No. BH-540NUT



Part No. PH-540NUT



Part No. CGA-ZN540



Part No. CGA-540NUT




Part No. CGA-540NIPPLE




Part No. BH-540NIPPLE



Part No. PH-540NIPPLE



Part No. CGA-870-14HT



Part No. M4c-4

Fitting Type	CGA 540 & 870 Dimension/Material	3000 P.S.I.G. Part Number
Nut, Hand Tight	.908"-14NGO-RH-INT Brass	BH-540NUT
Nut, Hand Tight	.908"-14NGO-RH-INT Brass, Plastic Grip	PH-540NUT
Nut, Wrench Tight	.908"-14NGO-RH-INT Brass Hex	CGA-540NUT
Zip Nut, Quick Connect	.908"-14NGO-RH-INT Brass Thread, Aluminum Body	CGA-ZN540
Nipple	1/4" NPT, 2" Long	PH-540NIPPLE
Nipple, Soft Tip	1/4" NPT, 2.5" Long with soft tip for hand tight nut	BH-540NIPPLE
Nipple, Soft Tip	1/4" NPT, 2.5" Long with actuating pin & o-ring	PH-540NOR-PIN
Nipple	CGA 540 Oxygen	PH-540NIPPLE
Soft Tip Replacement	CTFE	PH-540-NR
O-Ring Replacement	Viton	CGA-OR540Z
Yoke	1/4" MNPT x CGA 870 pin index, hand tight handle	CGA-870-14HT
Yoke	1/2" MNPT x CGA 870 pin index, hand tight handle	CGA-870-12HT
Flip Yoke	1/4" MNPT x CGA 870 pin index, easy flip handle	M4c-4
Flip Yoke	1/8" MNPT x CGA 870 pin index, easy flip handle	M4c-2
Washer	CGA 870 Yoke Washer	PH-WASH
Replacement Handle	Plastic Handtight	PH-870

Hand Tight & Yoke Connections

CARBON DIOXIDE



Part No. BH-320NUT



Part No. PH-320NUT



Part No. CGA-320NUT



Part No. CGA-320-14HT



Part No. CGA-320NIPPLE



Part No. CGA-320NIPPLE



Part No. BH-320NIPPLE

	CGA 320, 880 & 940	3000 P.S.I.G.
Fitting Type	Dimension/Material	Part Number
Nut, Hand Tight	.830"-14NGO-RH-INT Brass	BH-320NUT
Nut, Hand Tight	.830"-14NGO-RH-INT Brass, Plastic Grip	PH-320NUT
Nut, Wrench Tight	.830"-14NGO-RH-INT Brass Hex	CGA-320NUT
Zip Nut, Quick Connect	.830"-14NGO-RH-INT Brass Thread, Aluminum Body	CGA-ZN320
Nipple	1/4" NPT, 2" Long	CGA-320NIPPLE
Nipple, Soft Tip	1/4" NPT, 2.5" Long with soft tip for hand tight nut	BH-320NIPPLE
Nipple	CGA 320 Carbon Dioxide	PH-320NIPPLE
Washer	PTFE	PH-320-W
O-Ring for Zipnut	Buna-N	PH-320-OR
Yoke	1/4" MNPT x CGA 880 CO2/02 mix CO2 under 7%	CGA-880-14HT
Yoke	1/2" MNPT x CGA 880 CO2/02 mix CO2 under 7%	CGA-880-12HT
Yoke	1/4" MNPT x CGA 940 CO2/02 mix CO2 over 7%	CGA-940-14HT
Yoke	1/2" MNPT x CGA 940 CO2/02 mix CO2 over 7%	CGA-940-12HT
Washer	CGA 870 Yoke Washer	PH-WASH
Replacement Handle	Plastic Handtight	PH-870

Hand Tight & Yoke Connections

AIR




Part No. BH-346NUT



Part No. PH-346NUT



Part No. CGA-346NUT



Part No. CGA-950-14HT



Part No. CGA-346NUT



Part No. CGA-346NIPPLE



Part No. BH-346NIPPLE

	CGA 346 & 950	3000 P.S.I.G.
Fitting Type	Dimension/Material	Part Number
Nut, Hand Tight	.830"-14NGO-RH-INT Brass	BH-346NUT
Nut, Hand Tight	.830"-14NGO-RH-INT Brass, Plastic Grip	PH-346NUT
Nut, Wrench Tight	.830"-14NGO-RH-INT Brass Hex	CGA-346NUT
Zip Nut, Quick Connect	.830"-14NGO-RH-INT Brass Thread, Aluminum Body	CGA-ZN346
Nipple	1/4" NPT, 2" Long	CGA-346NIPPLE
Nipple, Soft Tip	1/4" NPT, 2.5" Long with soft tip for hand tight nut	PH-346NIPPLE
Washer	PTFE	PH-346-NR
O-Ring for Zipnut	Buna-N	PH-346-OR
Yoke	1/4" MNPT x CGA 950 pin index, Medical Air	CGA-950-14HT
Yoke	1/2" MNPT x CGA 950 pin index, Medical Air	CGA-950-12HT
Washer	CGA 870 Yoke Washer	PH-WASH
Replacement Handle	Plastic Handtight	PH-870

Hand Tight & Yoke Connections

AIR



Part No. BH-347NUT



Part No. PH-347NUTSS



Part No. CGA-347NUT



Part No. CGA-347NUTSS



Part No. ZN347



Part No. CGA-347NIPPLE



Part No. CGA-347SSNIPPLE

Fitting Type	CGA 347	5500 P.S.I.G.
	Dimension/Material	Part Number
Nut, Hand Tight	.830"-14NGO-RH-INT Brass, Plastic Grip	BH-347NUT
Nut, Hand Tight	.830"-14NGO-RH-INT Stainless Steel	PH-347NUTSS
Nut, Wrench Tight	.830"-14NGO-RH-INT Brass	CGA-347NUT
Nut, Wrench Tight	.830"-14NGO-RH-INT Stainless Steel	CGA-347NUTSS
Zip Nut, Quick Connect	.830"-14NGO-RH-INT Brass Thread, Aluminum Body	CGA-ZN347
Nipple, Handtight	1/4" NPT, 3" Long, w/o-ring, Brass	CGA-347NIPPLEOR
Nipple, Handtight	1/4" NPT, 3" Long, w/o-ring, Stainless Steel	CGA-347SSNIPPLEOR
Nipple	1/4" NPT, 3" Long, Brass	CGA-347NIPPLE
Nipple	1/4" NPT, 3" Long, Stainless Steel	CGA-347SSNIPPLE

PTFE Paste & Tape

Oxygen Safe, Chemically Inert, and Odor Free

FORMULA-8 is used by thousands of welding and general supply companies and equipment manufacturers worldwide.




PTFE Paste




PTFE Tape

Part #	Description
Tape-1	1/4" PTFE Tape
Tape-2	1/2" PTFE Tape
Tape-34	3/4" PTFE Tape
Tape-3	1" PTFE Tape
Oxy-PTFE-8	PTFE Paste

Screwed Bonnet Needle Valve Series 3000



Pt # FIT-NVF38F38



Pt # FIT-NVF12F12



Pt # FIT-NVF14F14

Description

The unique, externally adjustable, wear compensating, virgin PTFE stem packing offers long trouble free service life in most gas applications.

Technical Data

- Maximum Pressure @ 100° F (38°C)
Brass: 3000 Psig (206 bar)
303 and 316 Stainless Steel: 5000 Psig (345 bar)
- Flow Coefficient:
Globe and Angle (.187" Orifice): 0.40 Cv
Block (.312" Orifice): 0.90 Cv

Materials of Construction

- Component
- Valve Body Material – Brass – 303 Stainless Steel¹
– 316 Stainless Steel¹

Part #	Description
FIT-NVF18F18	Needle Valve – 1/8" F In x 1/8" F Out
FIT-NVF18M18	Needle Valve – 1/8" F In x M 1/8" M Out
FIT-NVM18M18	Needle Valve – 1/8" M In x 1/8" M Out
FIT-NVF14F14	Needle Valve – 1/4" F In x 1/4" F Out
FIT-NVM14M14	Needle Valve – 1/4" M In x 1/4" M Out
FIT-NVF14M14	Needle Valve – 1/4" F In x 1/4" M Out
FIT-NVF38F38	Needle Valve – 3/8" F In x 3/8" F Out
FIT-NVF38M38	Needle Valve – 3/8" F In x 3/8" M Out
FIT-NVM38M38	Needle Valve – 3/8" M In x 3/8" M Out
FIT-NVF12F12	Needle Valve – 1/2" F In x 1/2" F Out
FIT-NVF12M12	Needle Valve – 1/2" F In x 1/2" M Out
FIT-NVM12M12	Needle Valve – 1/2" M In x 1/2" M Out

Small Brass Pipe Thread Fittings – 3000 PSI

90° Brass Street Elbow

Part #	Female Thread
FIT-90SEF18M18	1/8" NPT
FIT-90SEF14M14	1/4" NPT
FIT-90SEF38M38	3/8" NPT
FIT-90SEF12M12	1/2" NPT



45° Brass Street Elbow

Part #	Female Thread
FIT-45SEF18M18	1/8" NPT
FIT-45SEF14M14	1/4" NPT
FIT-45SEF38M38	3/8" NPT
FIT-45SEF12M12	1/2" NPT



90° Brass Elbow

Part #	Female Threads
FIT-90F18	1/8" NPT
FIT-90F14	1/4" NPT
FIT-90F38	3/8" NPT
FIT-90F12	1/2" NPT




Brass 3 Way Tee

Part #	Female Threads
FIT-TF18	1/8" NPT
FIT-TF14	1/4" NPT
FIT-TF38	3/8" NPT
FIT-TF12	1/2" NPT




Brass Street Tee

Part #	Two Female Thread/ One Male Thread
FIT-TBLOCK18	1/8" NPT
FIT-TBLOCK14	1/4" NPT



Brass Cross

Part #	Female Threads
FIT-X18	1/8" NPT
FIT-X14	1/4" NPT
FIT-X38	3/8" NPT
FIT-X12	1/2" NPT



Pipe Extension



Part #	One Female Thread/ One Male Thread
FIT-PEF18M18	1/8" NPT, 2 1/2" OAL
FIT-PEF14M14	1/4" NPT, 3" OAL

Brass Hex Head Plug



Part #	Male Threads
FIT-18PLUG	1/8" NPT
FIT-14PLUG	1/4" NPT
FIT-38PLUG	3/8" NPT
FIT-12PLUG	1/2" NPT

Brass Cap




Part #	Female Threads
FIT-18CAP	1/8" NPT
FIT-14CAP	1/4" NPT
FIT-38CAP	3/8" NPT
FIT-12CAP	1/2" NPT

Brass Adapter



Part #	Female Threads	Male Threads
FIT-F18M18	1/8" NPT	1/8" NPT
FIT-F14M14	1/4" NPT	1/4" NPT
FIT-F14M18	1/4" NPT	1/8" NPT
FIT-F38M14	3/8" NPT	1/4" NPT
FIT-F12M14	1/2" NPT	1/4" NPT

Brass Coupler



Part #	Female Threads	Female Threads
FIT-F18F18	1/8" NPT	1/8" NPT
FIT-F14F18	1/4" NPT	1/8" NPT
FIT-F14F14	1/4" NPT	1/4" NPT
FIT-F38F14	3/8" NPT	1/4" NPT
FIT-F38F38	3/8" NPT	3/8" NPT
FIT-F12F14	1/2" NPT	1/4" NPT
FIT-F12F12	1/2" NPT	1/2" NPT

Reducer Bushing



Part #	Male Threads	Female Threads
FIT-F18M14	1/4" NPT	1/8" NPT
FIT-F18M38	3/8" NPT	1/8" NPT
FIT-F14M38	3/8" NPT	1/4" NPT
FIT-F14M12	1/2" NPT	1/4" NPT
FIT-F38M12	1/2" NPT	3/8" NPT
FIT-F14M34	3/4" NPT	1/4" NPT
FIT-F12M34	3/4" NPT	1/2" NPT

Pressure Reliefs

1/4" NPT Safety Pressure Relief



1/4" NPT Safety Pressure Relief

Part #	Description
PR-22	22 PSI
PR-35	35 PSI
PR-50	50 PSI
PR-75	75 PSI
PR-100	100 PSI
PR-125	125 PSI
PR-150	150 PSI
PR-175	175 PSI
PR-200	200 PSI
PR-230	230 PSI
PR-235	235 PSI
PR-350	350 PSI
PR-375	375 PSI
PR-400	400 PSI
PR-425	425 PSI
PR-450	450 PSI
PR-500	500 PSI
PR-700	700 PSI

Custom Pressure Settings Also Available

316 Stainless Steel Pipe Thread Fittings – 6000 PSI

Stainless 90° Elbow



1/4" Female NPT x 1/4" Female NPT
Part # FIT-SS90F14

Stainless 90° Street Elbow



1/4" Female NPT x 1/4" Male NPT
Part # FIT-SS90SEF14M14

Stainless 45° Street Elbow



1/4" Female NPT x 1/4" Male NPT
Part # FIT-SS45SEF14M14

Stainless Coupler



1/4" Female NPT x 1/4" Female NPT
Part # FIT-SSF14F14

Stainless Tee



1/4" Female NPT All Ports
Part # FIT-SSTF14

Stainless Cross



1/4" Female NPT All Ports
Part # FIT-SSXF14

Stainless Adapter



1/4" Female NPT x 1/4" Male NPT
Part # FIT-SSF14M14

Stainless Hex Nipple



1/4" Male NPT x 1/4" Male NPT
Part # FIT-SSM14M14

Small Brass Pipe Thread Fittings – 3000 PSI *continued*

Round Brass Nipples



Part #	External Thread	Overall Length
FIT-NPM-1815	1/8" NPT	1 1/2"
FIT-NPM-1415	1/4" NPT	1 1/2"
FIT-NPM-1420	1/4" NPT	2"
FIT-NPM-1425	1/4" NPT	2 1/2"
FIT-NPM-1430	1/4" NPT	3"
FIT-NPM-1435	1/4" NPT	3 1/2"
FIT-NPM-1450	1/4" NPT	5"

In-Line Check Valves


See
Hoses
in
Section
16A

Flow →




Pt # FIT-CVF14M14

Flow →



Pt # FIT-CVM14M14


Flow →



Pt # FIT-CVF14F14


Part #	Description	Pipe Thread
FIT-CVF14M14	Female In/Male Out	1/4" NPT
FIT-CVF14F14	Female In/Female Out	1/4" NPT
FIT-CVM14M14	Male In/Male Out	1/4" NPT

Brass Hex Nipples



Part #	External Thread	External Thread
FIT-M18M18	1/8" M NPT	1/8" M NPT
FIT-M18M14	1/8" M NPT	1/4" M NPT
FIT-M14M14	1/4" M NPT	1/4" M NPT
FIT-M38M38	3/8" M NPT	3/8" M NPT
FIT-M38M18	3/8" M NPT	1/8" M NPT
FIT-M38M14	3/8" M NPT	1/4" M NPT
FIT-M12M14	1/2" M NPT	1/4" M NPT
FIT-M12M12	1/2" M NPT	1/2" M NPT
FIT-M34M34	3/4" M NPT	3/4" M NPT

CGA Manifold Coupler Tees



Coupler Tees – 2 CGA Outlets, One CGA Nut and Nipple

Standard Part #	CGA Code	Description	Check Valve Part #
MAN-CT2-320	320	Carbon Dioxide, 3000 PSIG	MAN-CT2-320CV
MAN-CT2-326	326	Nitrous Oxide, 3000 PSIG	MAN-CT2-326CV
MAN-CT2-346	346	Breathing Air, 3000 PSIG	MAN-CT2-346CV
MAN-CT2-350	350	Hydrogen, 3000 PSIG	MAN-CT2-350CV
MAN-CT2-540	540	Oxygen, 3000 PSIG	MAN-CT2-540CV
MAN-CT2-580	580	Nitrogen, Argon, Helium 3000 PSIG	MAN-CT2-580CV

Coupler Tees – 3 CGA Outlets, One CGA Nut and Nipple

Standard Part #	CGA Code	Description	Check Valve Part #
MAN-CT3-320	320	Carbon Dioxide, 3000 PSIG	MAN-CT3-320CV
MAN-CT3-326	326	Nitrous Oxide, 3000 PSIG	MAN-CT3-326CV
MAN-CT3-346	346	Breathing Air, 3000 PSIG	MAN-CT3-346CV
MAN-CT3-540	540	Oxygen, 3000 PSIG	MAN-CT3-540CV
MAN-CT3-580	580	Nitrogen, Argon, Helium 3000 PSIG	MAN-CT3-580CV

CGA Plug & Chain Assemblies

These shorter one-piece plug and chains can be used, where space is limited, to seal-off cylinder valves and still be able to install the cylinder valve cap. These nipples have replaceable soft tips or "O" rings.



"Compact" One Piece Plug & Chain Assemblies

Standard Part #	CGA Code	Description	Check Valve Part #
FIT-OPC-326	326	Nitrous Oxide	FIT-OPC-326CV
FIT-OPC-346	346	Breathing Air	FIT-OPC-346CV
FIT-OPC-347B	347	Breathing Air (Brass)	FIT-OPC-347BCV
FIT-OPC-347S	347	Breathing Air (Stainless)	FIT-OPC-347SCV
FIT-OPC-350	350	Hydrogen	FIT-OPC-350CV
FIT-OPC-500	500	Medical Mixtures	FIT-OPC-500CV
FIT-OPC-510	510	Acetylene	FIT-OPC-510CV
FIT-OPC-540	540	Oxygen	FIT-OPC-540CV
FIT-OPC-555	555	Propane (Liquid Withdrawal)	FIT-OPC-555CV
FIT-OPC-580	580	Nitrogen, Argon & Helium	FIT-OPC-580CV
FIT-OPC-590	590	Industrial Air	FIT-OPC-590CV

Transfill Systems

Portable Helium Transfillers

Designed for a safe and efficient transfilling of gas from large helium cylinders to smaller type rental cylinders. Complete operating and safety instructions included.



Pt # TF-HE36

Features

- Handtight Connections
- Bleeder Valve

Portable Helium Transfiller

Part #	Description
TF-HE36	Stainless Steel 36" Portable Helium Transfiller

Portable Transfiller

Part #	Description
TF-8754P	Fills CGA 870 from CGA 540
TF-54-8754P	Fills CGA 540 & CGA 870 from CGA 540

Gas Tight 2-Piece Plug & Chain Assemblies

These two-piece nut and blind nipple assemblies made to CGA and IAA standards make a gas tight seal with a standard CGA connections. Also available with replaceable soft tips or "O" rings.




Part No. FIT-2PC-540

Ratermann Part No.	CGA No.	Description	Gas Tight Seal
FIT-2PC-021	021	Fuel Gas "A" Hose Size 3/8"-24-LH-Internal	200 P.S.I.G.
FIT-2PC-022	022	Oxygen Std. "B" Hose Size 9/16"-18-RH-Internal	200 P.S.I.G.
FIT-2PC-023	023	Fuel Gas Std. "B" Hose Size 9/16"-18-LH-Internal	200 P.S.I.G.
FIT-2PC-024	024	Oxygen "C" Hose Size 7/8"-14-RH-Internal	200 P.S.I.G.
FIT-2PC-025	025	Fuel Gas "C" Hose Size 7/8"-14-LH-Internal	200 P.S.I.G.
FIT-2PC-026	026	Oxygen "D" Hose Size 1-1/4"-12-RH-Internal	200 P.S.I.G.
FIT-2PC-027	027	Fuel Gas "D" Hose Size 1-1/4"-12-LH-Internal	200 P.S.I.G.
FIT-2PC-032EXT	032	Inert Gas "B" Hose Size 5/8"-18-RH-External	200 P.S.I.G.
FIT-2PC-033	033	Air-Water "B" Hose Size 5/8"-18-LH-External	200 P.S.I.G.
FIT-2PC-032INT	032	Inert Gas "B" Hose Size 5/8"-18-RH-Internal	200 P.S.I.G.
FIT-2PC-034	034	Inert Gas "C" Hose Size 7/8"-14-RH-External	200 P.S.I.G.
FIT-2PC-326	326	Nitrous Oxide-RH-Internal	3000 P.S.I.G.
FIT-2PC-346	346	Air-RH-Internal	3000 P.S.I.G.
FIT-2PC-347	347	Air-RH-Internal Type 316	3001-5500 P.S.I.G.
FIT-2PC-347SS	347	Air-RH-Internal Type 316 Stainless Steel	3001-5500 P.S.I.G.
FIT-2PC-350	350	Hydrogen, Methane-LH-Internal	3000 P.S.I.G.
FIT-2PC-510	510	Acetylene-LH-External Propane-LH-External	250 P.S.I.G. 500 P.S.I.G.
FIT-2PC-520	520	"B" Acetylene-RH-Internal	250 P.S.I.G.
FIT-2PC-540	540	Oxygen-RH-Internal	3000 P.S.I.G.
FIT-2PC-555	555	Propane (Liquid Withdrawal)-LH-Internal	3000 P.S.I.G.
FIT-2PC-580	580	Argon, Helium, Nitrogen-RH-External	3000 P.S.I.G.


Easy Connecting and Disconnecting from Cylinder

The One, Two Easy way to fill Industrial Gas Cylinders.

The One, Two Solution for increased production of assembly line filling with safety and increased profits.



Part # QF-H540



Part # QF-H580



Part # QF-SH320

Part #	Description
QF-H580	Inert Gas CGA-580
QF-H540	Oxygen CGA-540
QF-H510	Acetylene
QF-H346	Breathing Air
QF-H910	Nitrous Oxide – Medical
QF-SH320	Carbon Dioxide

ONE -

- Connect to cylinder valve
- Flip actuator handle down over cylinder valve



TWO -

- After filling, close valve and vent pressure
- Flip actuator handle up over valve and remove



Quick Fill for Residual Pressure Retention Valve

Part #	Description
QF-RPV-H580	RPV – CGA 580 Style Valve
QF-RPV-H540	RPV – CGA 540 Style Valve

**Hose not included*

Medical Oxygen Post Valve Quick Fill



Part # QF-H870

The One, Two Easy Way to Fill Medical Oxygen Cylinders

One – Line up pins and move handle to engage connector.

Two – After filling move handle again to disengage connector.



Key Features

- Designed for both single cylinder and high volume rack filling
- Flip handle design insures positive locking to cylinder valves
- Unique design accommodates both right and left side gauge mounted valves
- Lightweight – Brass, Stainless Steel and Aluminum components

**Hose not included*

***Replacement seals available*

Product Specifications

Connector Components	CGA 870 MediMate
Body	Black Anodized Aluminum
Handle	Deirin Plastic
Actuator Piston	Stainless Steel
Elastomer Seal	Viton
Collets	N/A
Wetted Components	Brass
Working Pressure	3600 PSI

Medical Oxygen

540 Medical Oxygen

QF-MED540F

Female Termination Supply Side

QF-MED540M

Male Termination Supply Side



CGA-200

Acetylene
"MC" Sizes



Nut Pt # CGA-200Nut
Nipple Pt # CGA-200Nipple

CGA-320

Carbon
Dioxide



Nut Pt # CGA-320Nut
Nipple Pt # CGA-320Nipple

CGA-326

Nitrous
Oxide



Nut Pt # CGA-326Nut
Nipple Pt # CGA-326Nipple

CGA-346


Air



Nut Pt # CGA-346Nut
Nipple Pt # CGA-346Nipple

CGA-347

Air



Nut Pt # CGA-347Nut
Nipple Pt # CGA-347Nipple

CGA-350

Hydrogen /
Methane



Nut Pt # CGA-350Nut
Nipple Pt # CGA-350Nipple

CGA-510

Acetylene /
Propane



Nut Pt # CGA-510Nut
Nipple Pt # CGA-510Nipple

CGA-520

Acetylene
"B" Size



Nut Pt # CGA-520Nut
Nipple Pt # CGA-520Nipple

CGA-540

Oxygen



Nut Pt # CGA-540Nut
Nipple Pt # CGA-540Nipple

CGA-580

Argon /
Helium /
Nitrogen



Nut Pt # CGA-580Nut
Nipple Pt # CGA-580Nipple

CGA-622

Carbon
Dioxide



Nut Pt # CGA-622Nut
Nipple Pt # CGA-622Nipple

CGA-624

Nitrous
Oxide



Nut Pt # CGA-624Nut
Nipple Pt # CGA-624Nipple

**Plastic
Hand
Tight**



Pt # PH-580NUT CGA 580
Pt # PH-540NUT CGA 540
Pt # PH-320NUT CGA 320

Matching Nipple for
CGA Hand Tight

Pt # PH-580Nipple
Pt # PH-540Nipple
Pt # PH-320Nipple

**Brass
Hand
Tight**



Pt # BH-580NUT CGA 580
Pt # BH-540NUT CGA 540
Pt # BH-320NUT CGA 320

Matching Nipple for
CGA Hand Tight

Pt # BH-580Nipple
Pt # BH-540Nipple
Pt # BH-320Nipple

**Nipples with
Check Valves**



Normal Flow



Reverse Flow

For nipples with check
valves reference part #'s:

Normal Flow:

CGA-____ NIPPLECV

Reverse Flow:

CGA-____ NIPPLERV

**Replacement
Tips & Washers**

For PH-540Nipple



CGA
540
Oxygen

Pt # PH-540-NRPK10
Nipple Replacement Tip

For PH-580Nipple



CGA
580
Inert Gas

Pt # PH-580-NRPK10
Nipple Replacement Tip

(use Pt # BH-580-ORPK10
for 580 Nipples
that require
O-Rings)

For PH-320Nipple



CGA 320
Carbon
Dioxide

Pt # PH-320-WPK10
Replacement Washer