

# Dewar Parts Illustration and Reference Guide



## Safety Notice

- Before Doing Repair Work Read This . . . . . **1D-76**

## RMI Parts for MVE Chart Dewar

### Chart Models

- Cryo-Cyl 120/180/230 LP . . . . . **1D-2-3**
- Cryo-Cyl 80 HP . . . . . **1D-4-5**
- Dura-Cyl LCCM 160/180/200/230/265 MP . . **1D-6-7**
- Dura-Cyl MCR 160/180/200/230/265 HP . . . **1D-8-9**
- Dura-Cyl MCR 160/180/200/230/265 MP . **1D-10-11**

### CSI Models

- PLC 180A . . . . . **1D-12-13**
- PLC 180LP . . . . . **1D-14-15**
- PLC 180 HP . . . . . **1D-16-17**
- PLC 230A . . . . . **1D-18-19**
- PLC 275A . . . . . **1D-20-21**
- PLC 275HP . . . . . **1D-22-23**

### MVE Models

- Dura-Cyl/Dura 5500 . . . . . **1D-24-25**
- Dura-Lo . . . . . **1D-26-27**
- Dura-Max/Dura-Max 5500 . . . . . **1D-28-29**
- Dura-Mite . . . . . **1D-30-31**
- Dura-Tech HPG . . . . . **1D-32-33**
- Square Base Illustration . . . . . **1D-70**

## RMI Parts for Taylor Wharton Dewar

- XL-160-180 LP . . . . . **1D-34-35**

### PB-Econo – Built Prior to 1998

- XL-45-50-55 PB-Econo . . . . . **1D-36-37**
- XL-45HP PB-Econo . . . . . **1D-38-39**
- XL-50HP PB-Econo . . . . . **1D-40-41**
- XL-50VHP PB-Econo . . . . . **1D-42-43**
- XL-55HP PB-Econo . . . . . **1D-44-45**
- XL-65 PB-Econo . . . . . **1D-46-47**
- XL-65HP PB-Econo . . . . . **1D-48-49**
- XL-70 PB-Econo . . . . . **1D-50-51**

### Combo Regulator – New Style after 1998

- XL-45-50-55 Combo Regulator . . . . . **1D-52-53**
- XL-45HP Combo Regulator . . . . . **1D-54-55**
- XL-50HP Combo Regulator . . . . . **1D-56-57**
- XL-50VHP Combo Regulator . . . . . **1D-58-59**
- XL-55HP Combo Regulator . . . . . **1D-60-61**
- XL-65 Combo Regulator . . . . . **1D-62-63**
- XL-65HP Combo Regulator . . . . . **1D-64-65**
- XL-70 Combo Regulator . . . . . **1D-66-67**

## RMI Parts for Cyl-tec Dewar

- 180 HP & 200/240/265 HP . . . . . **1D-68-69**

## RMI Retrofit Kits for

- Combo Conversion Kits . . . . . **1D-72-73**
- How to Change Out Float Rods and Install New Style Float Gauge . . . . . **1D-74-75**
- RMI Retrofit Contents Gauge for MVE Chart . . . . . **1D-71**

**CROSS**

Part # FIT-X14

Cross Brass 1/4 FPT Forged




**CGA FITTINGS AND DUST CAPS**

**INERT ARGON/NITROGEN FITTINGS**

**CGA 580**

Part # CGA-58038


Inert Gas 3/8" NPT



**CGA 295**

Part # CGA-29538

Inert Vent and Liquid 3/8" NPT




**OXYGEN FITTINGS**

**CGA 540**

Part # CGA-54038


Oxygen Gas use 3/8" NPT



**CGA 440**

Part # CGA-44038

Oxygen Vent and Liquid use 3/8" NPT



**INERT ARGON/NITROGEN DUST CAPS**

**CGA 580 DUST CAP**

Part # CGA-580DC


Dust Cap for Inert Gas use CGA 580



**CGA 295 DUST CAP**

Part # CGA-295DC

Dust Cap for Inert Vent and Liquid



**OXYGEN DUST CAPS**

**CGA 540 DUST CAP**

Part # CGA-540DC

Gas Dust Cap and Chain for CGA 540



**CGA 440 DUST CAP**

Part # CGA-440DC

Oxygen Vent and Liquid use




**TAMPER DEVICE KITS**

Oxygen & CO<sup>2</sup> - 1 Kit

Part # CGP-23

Inert - 1 Kit

Part # CGP-13

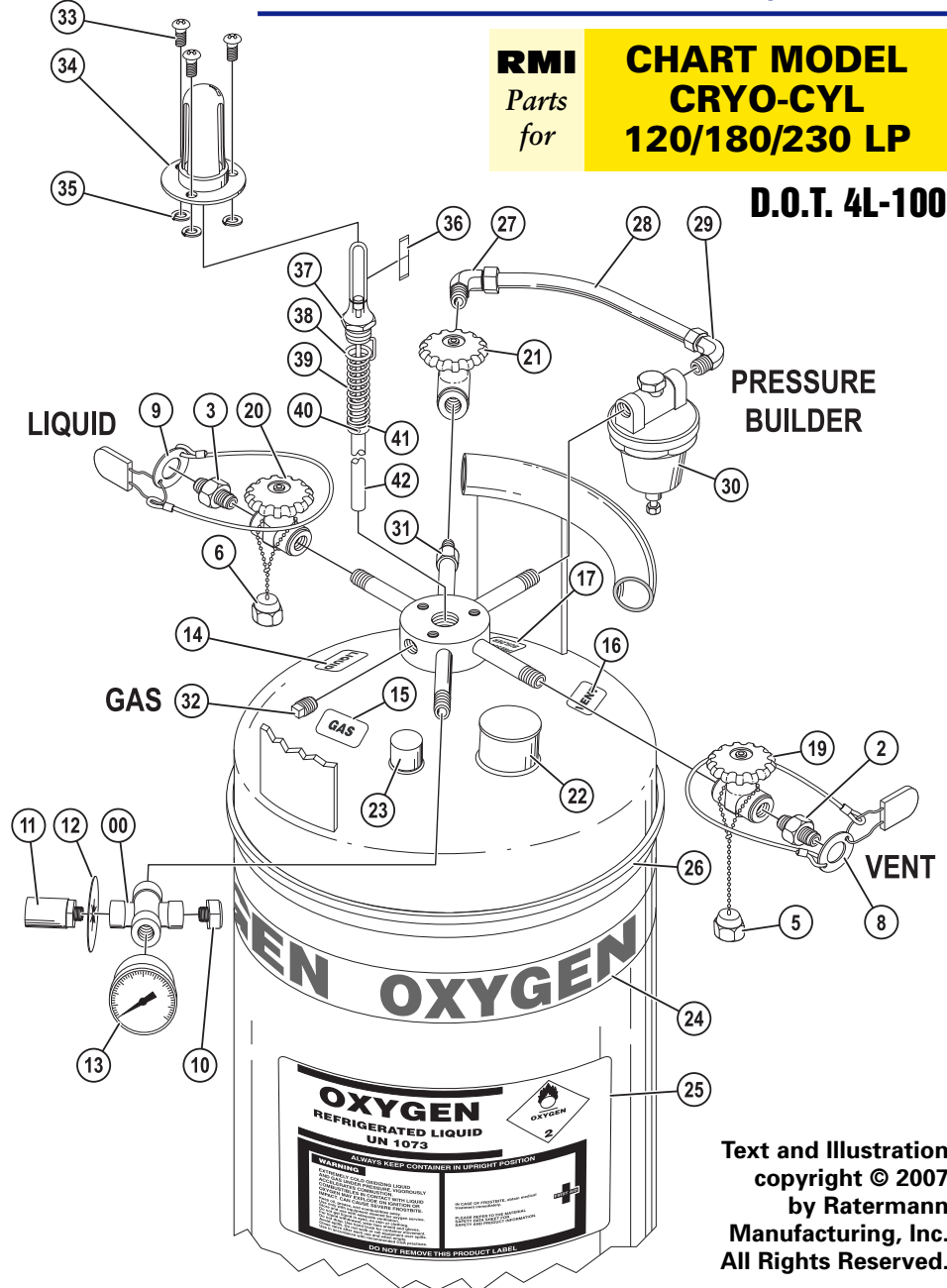


**RUPTURE DISC**

Part # BD-22

Rupture Disc 1/4 NPT

**RMI RATERMANN MANUFACTURING, INC.**



**RMI**  
Parts  
for

**CHART MODEL**  
**CRYO-CYL**  
**120/180/230 LP**

**D.O.T. 4L-100**

**PRESSURE BUILDER**

**VENT**

Text and Illustration  
copyright © 2007  
by Ratermann  
Manufacturing, Inc.  
All Rights Reserved.

**Safety Notice**

Cryogenic fluids can cause severe burns. Vessels under pressure should not be worked on until vessel pressure and product is removed. For protection against injury, be sure to wear face, hand and body safety equipment before working on or with cryogenic and gas products.


Be sure that tools, hands, parts and work area are free from any hydrocarbons. Specifically any dirt, oil or grease.

Parts must be cleaned for oxygen service if they will be exposed to product.

**RELIEF VALVE**

Part # LPR-22

Relief Valve Brass 1/4 NPT 22 PSI



**GAUGE**

Part # PG-100

Pressure Gauge 2" Dial 0-100 PSI/BAR/KPA



**PRESSURE RELIEF I.D. DISC**

Part # DS-22

Color-coded pressure relief I.D. discs are imprinted with the appropriate pressure of safety relief.



**LABEL LIQUID**

Part # DL-OL

Decal - Liquid Valve



**LABEL GAS**

Part # DL-OG  
Decal - Gas

15



**LABEL VENT**

Part # DL-OV  
Decal - Vent

16



**LABEL PB**

Part # DL-OPB  
Decal - Pressure  
Builder Valve

17



**VENT USE VALVE**

Part # VR-38F218TB-S  
Silver Handle - Valve Brass  
GH 3/8 FPT x 3/8 SCH 10  
(VALVE REBUILD KIT Pt # VR-RBK1)

19



**LIQUID USE VALVE**

Part # VR-38F218TB-B  
Blue Handle - Valve Brass  
BH 3/8 FPT x 3/8 SCH 10  
(VALVE REBUILD KIT Pt # VR-RBK1)


20



**VALVE PRESSURE BUILDER**

Part # VR-38F38F  
Short-stem shut off  
valves 3/8" FNPT  
(VALVE REBUILD KIT Pt # VR-RBK1)

21



**CAP**

Part # DC-CAP  
Cap Vinyl -  
Plastic Blue

22



**CAP**

Part # PC-MS  
Pumpout Cap

23



**DEWAR 360° WRAP AROUND TAPE**

Part #'s for Gas Tape:  
DG-TO Oxygen  
DG-TN Nitrogen  
DG-TA Argon

24



Part #'s for Medical Tape:

DG-MEDO Medical Oxygen  
DG-MEDN Medical Nitrogen  
DG-MEDNO Med Nitrous Oxide

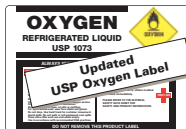


**DEWAR LABELS**

Part #'s

DB-O Oxygen  
DB-A Argon  
DB-N Nitrogen  
DB-USP Oxygen USP  
DB-NNF Nitrogen NF  
DB-NOUSP Nitrous Oxide USP

25



**LABEL BUFFER**

Part # LB-D160B

Color coded bands can be used to identify pressure: Yellow for 22 PSI, Blue for 235 PSI, and gray.

26



**ELBOW**

Part # EC-M4M  
Elbow Brass 90D  
3/8 ODT x 3/8 NPT

27



**TUBING**

Part # TB-COPPER

28



**ELBOW**

Part # FIT-90M140D38  
Elbow Brass 90D  
3/8 ODT x 1/4 NPT

29



**PRESSURE BUILDER REGULATOR**

Part # CR-18

30



**PLUG**

Part # FIT-14PLUGSH

32



**SCREW**

Part # CSS-M4

33



**SIGHT GAUGE PROTECTOR**

Part # SGP-FB

34



**WASHERS**

Part # LC-M4


35



**DECALS**

Part #'s SG-DA Argon  
# SG-DN Nitrogen  
# SG-DN2O Nitrous Oxide  
# SG-DO Oxygen

36



**GAUGE**

Part # LL-OS-CL

37



**O-RING**

Part # LL-OS-CL-OR

38



**SPRING**

Part # SG-SPRING

39



**COLLAR**

Part # FR-CL  
# SG-COLLAR

40



**SCREW**

Part # SG-SCREW

41



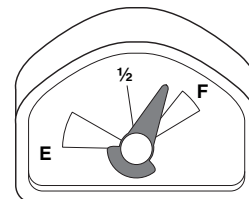
**FLOAT ROD**

Part #'s FR-ADC265  
FR-120LP  
FR-A200-SG  
FR-180  
FR-A160-SG  
FR-ACC230LP-SG

42

**GAUGE UPDATE**

**THE NEW EASY TO READ GAUGE STYLE**



See Page 1D-71

For Conversion Kits

**MEDICAL CGA FITTINGS**

**TAMPER PROOF DEVICE**

This system cannot be removed without rendering the CGA outlet connection unusable.



**INERT**

- 1 Part # TPG-580 CGA 580 (Gas use)
- 2 3 Part # TPG-295 CGA 295 (Vent & Liquid use)

**OXYGEN**

- 1 Part # TPG-540 CGA 540 (Gas use)
- 2 3 Part # TPG-440 CGA 440 (Vent & Liquid use)

**OPTIONS**

**DEWAR CERT POUCH**

Part # CP-5  
Optional tie wrap available




**DEWAR OPERATION LABELS**

Part #'s  
DL-01 Operation & Safety  
DL-02 Common Questions  
DL-03 CGA Warning Label  
DL-04 Pressure Relief Reference Label  
DL-10 CGA Red Warning



**REGULATOR LOCK OUT**

Part # RPR-00  
Tamper Proof Device Without Label



**CROSS**

Part # FIT-X14

Cross Brass 1/4 FPT Forged



**RMI RATERMANN MANUFACTURING, INC.**

**RMI**  
Parts for

**CHART MODEL**  
**CRYO-CYL 80 HP**

**D.O.T. 4L-372**


**CGA FITTINGS AND DUST CAPS**

**INERT ARGON/NITROGEN FITTINGS**

**CGA 580**

Part # CGA-58038

Inert Gas 3/8" NPT



**CGA 295**

Part # CGA-29538

Inert Vent and Liquid 3/8" NPT




**OXYGEN FITTINGS**

**CGA 540**

Part # CGA-54038

Oxygen Gas use 3/8" NPT



**CGA 440**

Part # CGA-44038

Oxygen Vent and Liquid use 3/8" NPT



**CARBON DIOXIDE FITTINGS**

**CGA 320**

Part # CGA-32038

For CO<sup>2</sup> 3/8" NPT  
Used for Gas/Liquid



**CGA 295**

Part # CGA-29538

Industry Standard  
Used for Vent 3/8" NPT



\*Optional CGA Standard

Vent/Liquid — CGA 622

Part # CGA-62238

**INERT ARGON/NITROGEN DUST CAPS**

**CGA 580 DUST CAP**

Part # CGA-580DC

Dust Cap for Inert Gas use CGA 580



**CGA 295 DUST CAP**

Part # CGA-295DC

Dust Cap for Inert Vent and Liquid



**OXYGEN DUST CAPS**

**CGA 540 DUST CAP**

Part # CGA-540DC

Gas Dust Cap and Chain for CGA 540



**CGA 440 DUST CAP**

Part # CGA-440DC

Oxygen Vent and Liquid use



LIQUID

**Safety Notice**

Cryogenic fluids can cause severe burns. Vessels under pressure should not be worked on until vessel pressure and product is removed. For protection against injury, be sure to wear face, hand and body safety equipment before working on or with cryogenic and gas products. Be sure that tools, hands, parts and work area are free from any hydrocarbons. Specifically any dirt, oil or grease.

Parts must be cleaned for oxygen service if they will be exposed to product.

Parts must be cleaned for oxygen service if they will be exposed to product.

**CARBON DIOXIDE DUST CAPS**

**CGA 320 DUST CAP**

Part # CGA-320DC

Dust Cap for CO<sup>2</sup> Gas/Liquid 3/8" NPT



**CGA 295 DUST CAP**

Part # CGA-295DC

Dust Cap for Vent



\*Optional CGA Standard

Vent/Liquid — CGA 622 Part # CGA-622DC

**TAMPER DEVICE KITS**

Oxygen — 1 Kit

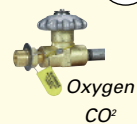
Part # CGP-23

Inert — 1 Kit

Part # CGP-13

CO<sup>2</sup> — 1 Kit

Part # CGP-25



Oxygen  
CO<sup>2</sup>

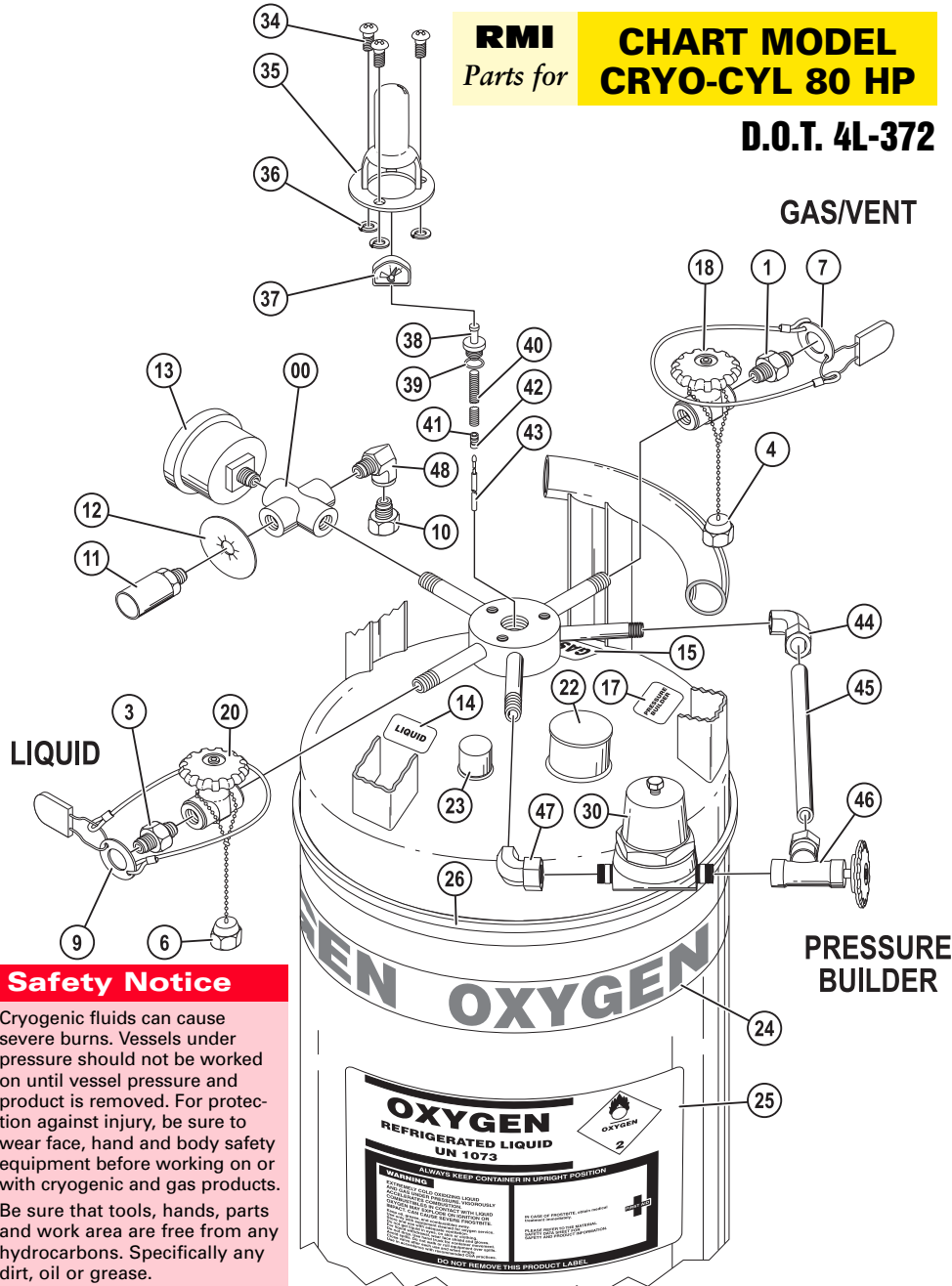


Inert  
CO<sup>2</sup>

**RUPTURE DISC**

Part # BD-350

Rupture Disc  
1/4 NPT



Text and Illustration copyright © 2007  
by Ratermann Manufacturing, Inc. All Rights Reserved.

**RELIEF VALVE**

Part # LPR-350

Relief Valve Brass  
1/4 NPT 350 PSI



**PRESSURE RELIEF I.D. DISC**

Part # DS-350

Color-coded pressure relief I.D. discs are imprinted with the appropriate pressure of safety relief.



**GAUGE**

Part # PG-600

Pressure Gauge 2" Dial  
0-600 PSI/BAR/KPA



**LABEL LIQUID**

Part # DL-OL

Decal -  
Liquid Valve



**LABEL GAS**

Part # DL-OG

Decal - Gas



**LABEL VENT**

Part # DL-OV

Decal - Vent



**LABEL PB**

Part # DL-OPB

Decal - Pressure  
Builder Valve



**GAS USE VALVE**

Part # VR-38F218TB-G

Green Handle - Valve Brass  
GH 3/8 FPT x 3/8 SCH 10  
(VALVE REBUILD KIT Pt # VR-RBK1)



**LIQUID USE VALVE**

Part # VR-38F218TB-B

Blue Handle - Valve Brass  
BH 3/8 FPT x 3/8 SCH 10  
(VALVE REBUILD KIT Pt # VR-RBK1)



**CAP**

Part # DC-CAP

Cap Vinyl -  
Plastic Blue



**CAP**

Part # PC-MS

Pumpout Cap



**DEWAR 360°**

**WRAP AROUND TAPE**


Part #'s for Gas Tape:

DG-TC Carbon Dioxide  
DG-TO Oxygen  
DG-TN Nitrogen  
DG-TA Argon



Part #'s for Medical Tape:

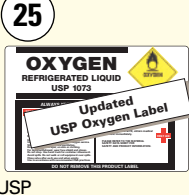
DG-MEDO Medical Oxygen  
DG-MEDN Medical Nitrogen  
DG-MEDNO Med Nitrous Oxide  
DG-MEDCO2 Med Carbon Dioxide



**DEWAR LABELS**

Part #'s

DB-O Oxygen DB-A Argon  
DB-N Nitrogen DB-CO2 CO2  
DB-USP Oxygen USP  
DB-NNF Nitrogen NF  
DB-NOUSP Nitrous Oxide USP  
DB-CO2USP Carbon Dioxide USP



**LABEL BUFFER**

Part # LB-D160B

Color coded bands can be used to identify pressure: Yellow for 22 PSI, Blue for 235 PSI, and gray.



**PRESSURE BUILDER REGULATOR**

Part # CR-300




**SCREW**

Part # CSS-M4



**SIGHT GAUGE PROTECTOR**

Part # SGP-RO



**WASHERS**


Part # LC-M4



**CONTENTS GAUGE**

Part #'s LL-R

LL-RN Nitrogen LL-RO Oxygen LL-RA Argon  
LL-RCD CO2 LL-RNO N2O



**PLUG**

Part # FIT-PLUGKNRC-2



**O-RING**

Part # LL-OS-CL-OR



**SPRING**

Part # RC-SPRING



**COLLAR**

Part # RC-SC9/32ID



**SCREW**

Part # SG-SCREW



**FLOAT ROD**

Part # FR-M-230  
# FR-M-180  
# FR-M-160



**ELBOW**

Part # FIT-90ECF14F14

Elbow Brass 90D  
1/4 ODT x 1/4 FPT



**TUBING**

Part # TUBE-14



**ON/OFF VALVE PRESSURE BUILDER**

Part # CVL-M7PB



**ELBOW**

Part # EC-14M

Elbow Brass 90D  
1/4 NPT x 1/4 FPT



**ELBOW**

Part # EC-14M

Elbow Brass 90D  
1/4 NPT x 1/4 FPT



**MEDICAL CGA FITTINGS**

**TAMPER PROOF DEVICE**

This system cannot be removed without rendering the CGA outlet connection unusable.



**INERT**

- 1 Part # TPG-580 CGA 580 (Gas use)
- 2 3 Part # TPG-295 CGA 295 (Vent & Liquid use)

**OXYGEN**

- 1 Part # TPG-540 CGA 540 (Gas use)
- 2 3 Part # TPG-440 CGA 440 (Vent & Liquid use)

**CARBON DIOXIDE**

- 1 Part # TPG-320 CGA 320 (CO<sup>2</sup> Gas)
- 2 3 Part # TPG-622 CGA 622 (Vent & Liquid use)

**OPTIONS**

**DEWAR CERT POUCH**

Part # CP-5  
Optional tie wrap available



**DEWAR OPERATION LABELS**

Part #'s  
DL-01 Operation & Safety  
DL-02 Common Questions  
DL-03 CGA Warning Label  
DL-04 Pressure Relief Reference Label  
DL-10 CGA Red Warning



**REGULATOR LOCK OUT**

Part # RPR-00  
Tamper Proof Device Without Label





**CROSS**

Part # FIT-X14

Cross Brass 1/4 FPT Forged




**CGA FITTINGS AND DUST CAPS**

**INERT ARGON/NITROGEN FITTINGS**

**CGA 580**

Part # CGA-58038


Inert Gas 3/8" NPT



**CGA 295**

Part # CGA-29538

Inert Vent and Liquid 3/8" NPT




**OXYGEN FITTINGS**

**CGA 540**

Part # CGA-54038


Oxygen Gas use 3/8" NPT



**CGA 440**

Part # CGA-44038

Oxygen Vent and Liquid use 3/8" NPT



**INERT ARGON/NITROGEN DUST CAPS**

**CGA 580 DUST CAP**

Part # CGA-580DC

Dust Cap for Inert Gas use CGA 580



**CGA 295 DUST CAP**

Part # CGA-295DC

Dust Cap for Inert Vent and Liquid



**OXYGEN DUST CAPS**

**CGA 540 DUST CAP**

Part # CGA-540DC


Gas Dust Cap and Chain for CGA 540



**CGA 440 DUST CAP**

Part # CGA-440DC

Oxygen Vent and Liquid use




**TAMPER DEVICE KITS**

Oxygen - 1 Kit

Part # CGP-23

Inert - 1 Kit


Part # CGP-13



**RUPTURE DISC**

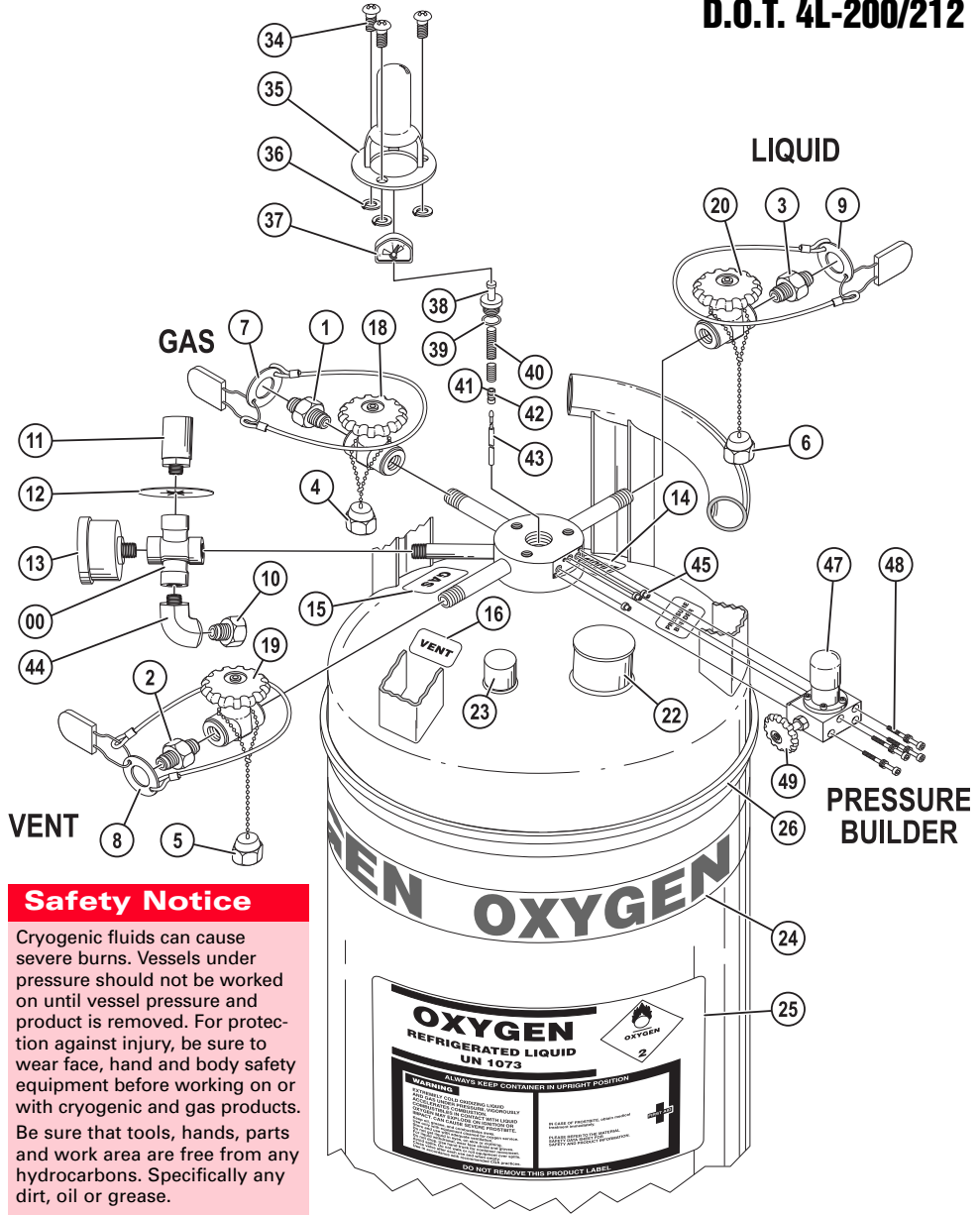
Part # BD-230

Rupture Disc 1/4 NPT



**RMI Parts for CHART MODEL DURA-CYL LCCM 160/180/200 230/265 MP**

**D.O.T. 4L-200/212**



**Safety Notice**

Cryogenic fluids can cause severe burns. Vessels under pressure should not be worked on until vessel pressure and product is removed. For protection against injury, be sure to wear face, hand and body safety equipment before working on or with cryogenic and gas products. Be sure that tools, hands, parts and work area are free from any hydrocarbons. Specifically any dirt, oil or grease.

Parts must be cleaned for oxygen service if they will be exposed to product.

Text and Illustration copyright © 2007 by Ratermann Manufacturing, Inc. All Rights Reserved.

**RELIEF VALVE**

Part # LPR-230

Relief Valve Brass 1/4 NPT 230 PSI



**PRESSURE RELIEF I.D. DISC**

Part # DS-230

Color-coded pressure relief I.D. discs are imprinted with the appropriate pressure of safety relief.



**GAUGE**

Part # PG-400

Pressure Gauge 2" Dial 0-400 PSI/BAR/KPA



**LABEL LIQUID**

Part # DL-OL

Decal - Liquid Valve



**LABEL GAS**

Part # DL-OG  
Decal - Gas

15



**SIGHT GAUGE PROTECTOR**

Part # SGP-RB

35



**HW REPAIR KIT**

Part # PBE-2A-HNDWLKIT

49



**LABEL VENT**

Part # DL-OV  
Decal - Vent

16



**WASHERS**

Part # LC-M4

36



**TEFLON PASTE AND TAPE**

Oxygen Safe, Chemically Inert, and Odor Free



Teflon Paste



Teflon Tape

Part #	Description
Tape-1	1/4" Teflon Tape
Tape-2	1/2" Teflon Tape
Tape-34	3/4" Teflon Tape
Tape-3	1" Teflon Tape
Oxy-Teflon 8	Teflon Paste

**GAS USE VALVE**

Part # VR-38F218TB-G  
Green Handle - Valve Brass  
GH 3/8 FPT x 3/8 SCH 10  
(VALVE REBUILD KIT Pt # VR-RBK1)

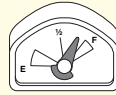
18



**CONTENTS GAUGE**

Part #'s LL-R  
LL-RN Nitrogen  
LL-RO Oxygen  
LL-RA Argon

37



**VENT USE VALVE**

Part # VR-38F218TB-S  
Silver Handle - Valve Brass  
GH 3/8 FPT x 3/8 SCH 10  
(VALVE REBUILD KIT Pt # VR-RBK1)

19



**PLUG**

Part # FIT-PLUGKNRC-2

38



**LIQUID USE VALVE**

Part # VR-38F218TB-B  
Blue Handle - Valve Brass  
BH 3/8 FPT x 3/8 SCH 10  
(VALVE REBUILD KIT Pt # VR-RBK1)

20



**O-RING**

Part # LL-OS-CL-OR


39



**REGULATOR REPAIR KIT**

**ADJUSTABLE CONTROL MANIFOLD REBUILD KIT**

There are "Old Style" and "New Style" Manifolds which take different repair kits.



The Old Style has an MVE logo and the New Style has a Chart logo.

Part # PBE-2A-RBK1

**CAP**

Part # DC-CAP  
Cap Vinyl - Plastic Blue

22



**SPRING**

Part # RC-SPRING

40



**CAP**

Part # PC-MS  
Pumpout Cap

23



**COLLAR**

Part # RC-SC9/32ID

41



**DEWAR 360° WRAP AROUND TAPE**

Part #'s for Gas Tape:  
DG-TO Oxygen  
DG-TN Nitrogen  
DG-TA Argon

24



Part #'s for Medical Tape:

DG-MEDO Medical Oxygen  
DG-MEDN Medical Nitrogen  
DG-MEDNO Med Nitrous Oxide



**SCREW**

Part # SG-SCREW

42



**MEDICAL CGA FITTINGS**

**TAMPER PROOF DEVICE**

This system cannot be removed without rendering the CGA outlet connection unusable.



**INERT**

- 1 Part # TPG-580 CGA 580 (Gas use)
- 2 3 Part # TPG-295 CGA 295 (Vent & Liquid use)

**OXYGEN**

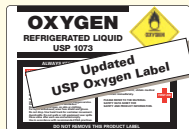
- 1 Part # TPG-540 CGA 540 (Gas use)
- 2 3 Part # TPG-440 CGA 440 (Vent & Liquid use)

**DEWAR LABELS**

Part #'s

DB-O Oxygen  
DB-A Argon  
DB-N Nitrogen  
DB-USP Oxygen USP  
DB-NNF Nitrogen NF  
DB-NOUSP Nitrous Oxide USP

25



**ELBOW**

Part # EC-14M  
Elbow Brass 90D  
1/4 NPT x 1/4 FPT

44



**SEALANT KIT**

Part # PBE-SEAL-KIT

45



**LABEL BUFFER**

Part # LB-D160B  
Color coded bands can be used to identify pressure: Yellow for 22 PSI, Blue for 235 PSI, and gray.

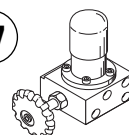
26



**ADJUSTABLE CONTROL MANIFOLD**

Part # PBE-2A-125

47



**SEALANT KIT**

Part # PBE-SEAL-KIT

48



**OPTIONS**

**DEWAR CERT POUCH**

Part # CP-5  
Optional tie wrap available



**DEWAR OPERATION LABELS**

Part #'s  
DL-01 Operation & Safety  
DL-02 Common Questions  
DL-03 CGA Warning Label  
DL-04 Pressure Relief Reference Label  
DL-10 CGA Red Warning



**CROSS**

Part # FIT-X14

Cross Brass 1/4 FPT Forged



**RMI RATERMANN**  
MANUFACTURING, INC.


**CGA FITTINGS AND DUST CAPS**

**INERT ARGON/NITROGEN FITTINGS**

**CGA 580**

Part # CGA-58038


Inert Gas 3/8" NPT



**CGA 295**

Part # CGA-29538

Inert Vent and Liquid 3/8" NPT




**OXYGEN FITTINGS**

**CGA 540**

Part # CGA-54038

Oxygen Gas use 3/8" NPT



**CGA 440**

Part # CGA-44038

Oxygen Vent and Liquid use 3/8" NPT



**CARBON DIOXIDE FITTINGS**

**CGA 320**

Part # CGA-32038

For CO<sup>2</sup> 3/8" NPT  
Used for Gas/Liquid



**CGA 295**

Part # CGA-29538

Industry Standard  
Used for Vent 3/8" NPT



\*Optional CGA Standard

Vent/Liquid — CGA 622

Part # CGA-62238

**INERT ARGON/NITROGEN DUST CAPS**

**CGA 580 DUST CAP**

Part # CGA-580DC

Dust Cap for Inert Gas use CGA 580



**CGA 295 DUST CAP**

Part # CGA-295DC

Dust Cap for Inert Vent and Liquid



**OXYGEN DUST CAPS**

**CGA 540 DUST CAP**

Part # CGA-540DC

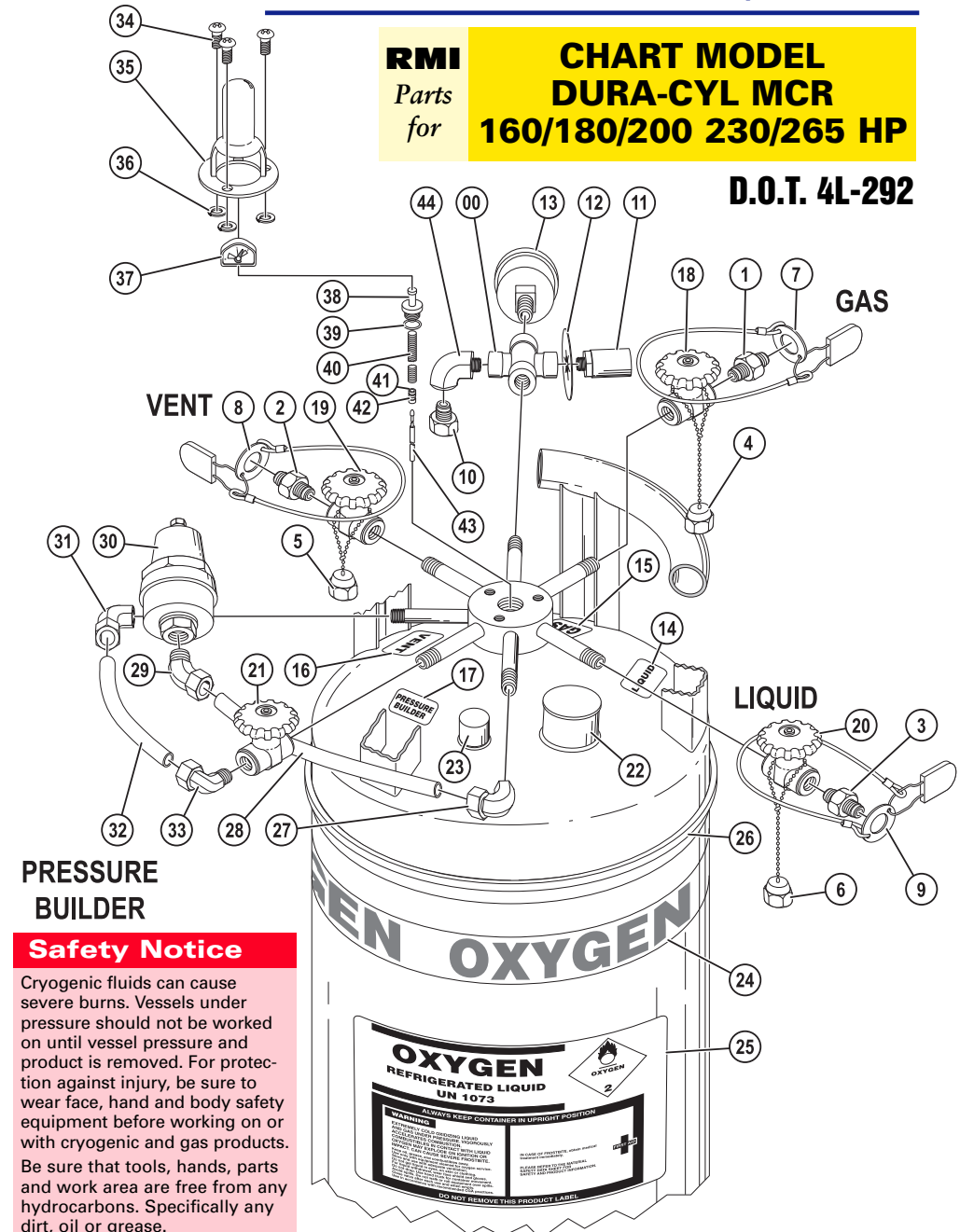
Gas Dust Cap and Chain for CGA 540



**CGA 440 DUST CAP**

Part # CGA-440DC

Oxygen Vent and Liquid use



**RMI**  
Parts  
for

**CHART MODEL**  
**DURA-CYL MCR**  
**160/180/200 230/265 HP**

**D.O.T. 4L-292**

**PRESSURE BUILDER**

**Safety Notice**

Cryogenic fluids can cause severe burns. Vessels under pressure should not be worked on until vessel pressure and product is removed. For protection against injury, be sure to wear face, hand and body safety equipment before working on or with cryogenic and gas products. Be sure that tools, hands, parts and work area are free from any hydrocarbons. Specifically any dirt, oil or grease.

Parts must be cleaned for oxygen service if they will be exposed to product.

Text and Illustration copyright © 2007  
by Ratermann Manufacturing, Inc. All Rights Reserved.

**CARBON DIOXIDE DUST CAPS**

**CGA 320 DUST CAP**

Part # CGA-320DC


Dust Cap for CO<sup>2</sup> Gas/Liquid 3/8" NPT



**CGA 295 DUST CAP**

Part # CGA-295DC

Dust Cap for Vent



\*Optional CGA Standard

Vent/Liquid — CGA 622 Part # CGA-622DC

**TAMPER DEVICE KITS**

Oxygen — 1 Kit

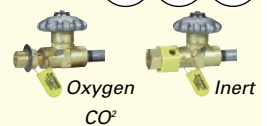
Part # CGP-23

Inert — 1 Kit

Part # CGP-13

CO<sup>2</sup> — 1 Kit


Part # CGP-25



**RUPTURE DISC**

Part # BD-350

Rupture Disc  
1/4 NPT



**RELIEF VALVE**

Part # LPR-350

Relief Valve Brass  
1/4 NPT 350 PSI



**PRESSURE RELIEF I.D. DISC**

Part # DS-350


Color-coded pressure relief I.D. discs are imprinted with the appropriate pressure of safety relief.



**GAUGE**

Part # PG-600

Pressure Gauge 2" Dial  
0-600 PSI/BAR/KPA



**LABEL LIQUID**

Part # DL-OL

Decal -  
Liquid Valve



**LABEL GAS**

Part # DL-OG

Decal - Gas



**LABEL VENT**

Part # DL-OV

Decal - Vent



**LABEL PB**

Part # DL-OPB

Decal - Pressure  
Builder Valve




**GAS USE VALVE**

Part # VR-38F218TB-G

Green Handle - Valve Brass  
GH 3/8 FPT x 3/8 SCH 10

(VALVE REBUILD KIT Pt # VR-RBK1)



**VENT USE VALVE**

Part # VR-38F218TB-S

Silver Handle - Valve Brass  
GH 3/8 FPT x 3/8 SCH 10

(VALVE REBUILD KIT Pt # VR-RBK1)



**LIQUID USE VALVE**

Part # VR-38F218TB-B

Blue Handle - Valve Brass  
BH 3/8 FPT x 3/8 SCH 10

(VALVE REBUILD KIT Pt # VR-RBK1)



**VALVE PRESSURE BUILDER**

Part # VR-38F38F

Short-stem shut off  
valves 3/8" FNPT

(VALVE REBUILD KIT Pt # VR-RBK1)



**CAP**

Part # DC-CAP

Cap Vinyl -  
Plastic Blue



**CAP**

Part # PC-MS

Pumpout Cap



**DEWAR 360° WRAP AROUND TAPE**

Part #'s for Gas Tape:

DG-TC Carbon Dioxide  
DG-TO Oxygen  
DG-TN Nitrogen  
DG-TA Argon



Part #'s for Medical Tape:

DG-MEDO Medical Oxygen  
DG-MEDN Medical Nitrogen  
DG-MEDNO Med Nitrous Oxide  
DG-MEDCO2 Med Carbon Dioxide

**DEWAR LABELS**

Part #'s

DB-O Oxygen  
DB-A Argon  
DB-N Nitrogen  
DB-CO2 CO2  
DB-USP Oxygen USP  
DB-NNF Nitrogen NF  
DB-NOUSP Nitrous Oxide USP  
DB-CO2USP Carbon Dioxide USP



**LABEL BUFFER**

Part # LB-D160B

Color coded bands can be used to  
identify pressure: Yellow for 22  
PSI, Blue for 235 PSI, and gray.



**ELBOW**

Part # EC-M3F

Elbow Brass 90D  
3/8 ODT x 1/4 FPT



**TUBING**

Part #

CCT-M4387



**ELBOW**

Part #

FIT-90ECF38M14

Elbow Brass 90D  
3/8 ODT x 1/4 NPT



**PRESSURE BUILDER ECONOMIZER COMBINATION REGULATOR**

Part # PBE-1-M300



**ELBOW**

Part #

FIT-90ECF38M14

Elbow Brass 90D  
3/8 ODT x 1/4 NPT



**TUBING**

Part # TB-COPPER



**ELBOW**


Part # EC-M4M

Elbow Brass 90D  
3/8 ODT x 3/8 MPT



**SCREW**

Part # CSS-M4



**SIGHT GAUGE PROTECTOR**

Part # SGP-RO



**WASHERS**

Part # LC-M4

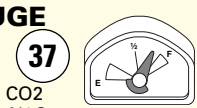


**CONTENTS GAUGE**

Part #'s LL-R

LL-RN Nitrogen  
LL-RO Oxygen  
LL-RA Argon

LL-RCD CO2  
LL-RNO N2O



**PLUG**

Part #

FIT-PLUGKNRC-2



**O-RING**

Part # LL-OS-CL-OR



**SPRING**

Part # RC-SPRING




**COLLAR**

Part # RC-SC9/32ID



**SCREW**

Part # SG-SCREW



**FLOAT ROD**

Part # FR-M-230

Part # FR-M-180

Part # FR-M-160



**ELBOW**

Part # EC-14M

Elbow Brass 90D  
1/4 NPT x 1/4 FPT



**MEDICAL CGA FITTINGS**

**TAMPER PROOF DEVICE**

This system cannot be removed  
without rendering the CGA  
outlet connection unusable.



**INERT**

1 Part # TPG-580 CGA 580

(Gas use)

2 3 Part # TPG-295 CGA 295

(Vent & Liquid use)

1 Part # TPG-540 CGA 540

(Gas use)

2 3 Part # TPG-440 CGA 440

(Vent & Liquid use)

1 Part # TPG-320 CGA 320

(CO<sup>2</sup> Gas)

2 3 Part # TPG-622 CGA 622

(Vent & Liquid use)

1 Part # TPG-320 CGA 320

(CO<sup>2</sup> Gas)


2 3 Part # TPG-622 CGA 622

(Vent & Liquid use)

**CROSS**

Part # FIT-X14

Cross Brass 1/4 FPT Forged



**RMI RATERMANN**  
MANUFACTURING, INC.

**CGA FITTINGS AND DUST CAPS**

**INERT ARGON/NITROGEN FITTINGS**

**CGA 580**

Part # CGA-58038

Inert Gas 3/8" NPT



**CGA 295**

Part # CGA-29538

Inert Vent and Liquid 3/8" NPT




**OXYGEN FITTINGS**

**CGA 540**

Part # CGA-54038

Oxygen Gas use 3/8" NPT



**CGA 440**

Part # CGA-44038

Oxygen Vent and Liquid use 3/8" NPT



**INERT ARGON/NITROGEN DUST CAPS**

**CGA 580 DUST CAP**

Part # CGA-580DC

Dust Cap for Inert Gas use CGA 580



**CGA 295 DUST CAP**

Part # CGA-295DC

Dust Cap for Inert Vent and Liquid



**OXYGEN DUST CAPS**

**CGA 540 DUST CAP**

Part # CGA-540DC

Gas Dust Cap and Chain for CGA 540



**CGA 440 DUST CAP**

Part # CGA-440DC

Oxygen Vent and Liquid use



**TAMPER DEVICE KITS**

Oxygen - 1 Kit

Part # CGP-23

Inert - 1 Kit

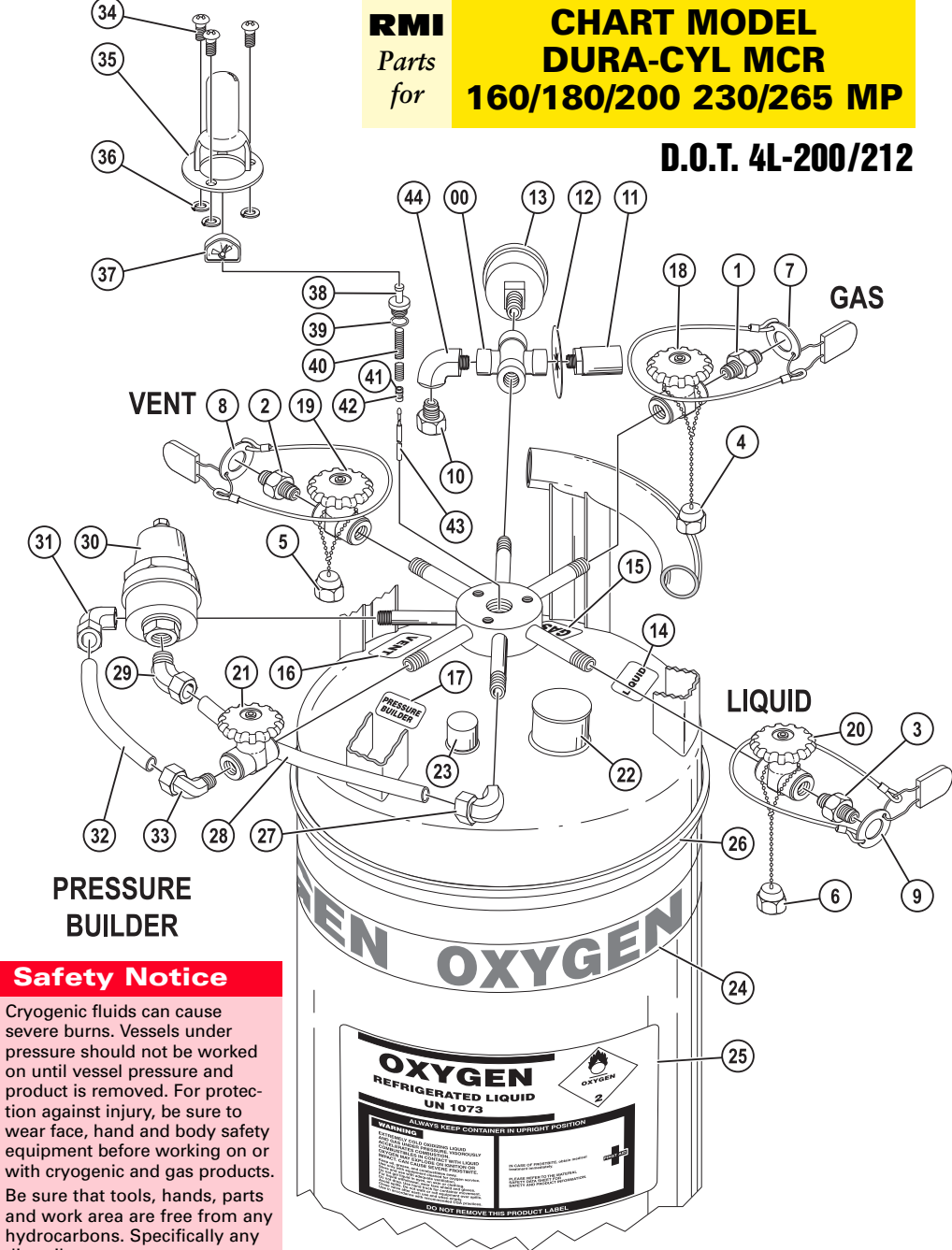
Part # CGP-13



**RUPTURE DISC**

Part # BD-230

Rupture Disc 1/4" MPT



**RMI**  
Parts  
for

**CHART MODEL**  
**DURA-CYL MCR**  
**160/180/200 230/265 MP**

**D.O.T. 4L-200/212**

**Safety Notice**

Cryogenic fluids can cause severe burns. Vessels under pressure should not be worked on until vessel pressure and product is removed. For protection against injury, be sure to wear face, hand and body safety equipment before working on or with cryogenic and gas products. Be sure that tools, hands, parts and work area are free from any hydrocarbons. Specifically any dirt, oil or grease. Parts must be cleaned for oxygen service if they will be exposed to product.

Text and Illustration copyright © 2007 by Ratermann Manufacturing, Inc. All Rights Reserved.

**RELIEF VALVE**

Part # LPR-230

Relief Valve Brass 1/4" NPT 230 PSI



**GAUGE**

Part # PG-400

Pressure Gauge 2" Dial 0-400 PSI/BAR/KPA



**PRESSURE RELIEF I.D. DISC**

Part # DS-230

Color-coded pressure relief I.D. discs are imprinted with the appropriate pressure of safety relief.



**LABEL LIQUID**

Part # DL-OL

Decal - Liquid Valve



**LABEL GAS**

Part # DL-OG  
Decal - Gas

15



**LABEL BUFFER**

Part # LB-D160B

Color coded bands can be used to identify pressure: Yellow for 22 PSI, Blue for 235 PSI, and gray.

26



**O-RING**

Part # LL-OS-CL-OR

39



**LABEL VENT**

Part # DL-OV  
Decal - Vent

16



**ELBOW**

Part # EC-M3F

Elbow Brass 90D  
3/8 ODT x 1/4 FPT

27



**SPRING**

Part # RC-SPRING

40



**LABEL PB**

Part # DL-OPB  
Decal - Pressure  
Builder Valve

17



**TUBING**

Part # CCT-M4387

28



**COLLAR**

Part # RC-SC9/321D

41



**GAS USE VALVE**

Part # VR-38F218TB-G  
Green Handle - Valve Brass  
GH 3/8 FPT x 3/8 SCH 10  
(VALVE REBUILD KIT Pt # VR-RBK1)

18



**VENT USE VALVE**

Part # VR-38F218TB-S  
Silver Handle - Valve Brass  
GH 3/8 FPT x 3/8 SCH 10  
(VALVE REBUILD KIT Pt # VR-RBK1)

19



**LIQUID USE VALVE**

Part # VR-38F218TB-B  
Blue Handle - Valve Brass  
BH 3/8 FPT x 3/8 SCH 10  
(VALVE REBUILD KIT Pt # VR-RBK1)

20



**VALVE PRESSURE BUILDER**

Part # VR-38F38F  
Short-stem shut off valves  
3/8" FNPT

21



**CAP**

Part # DC-CAP  
Cap Vinyl -  
Plastic Blue

22



**CAP**

Part # PC-MS  
Pumpout Cap

23



**DEWAR 360° WRAP AROUND TAPE**

Part #'s for Gas Tape:  
DG-TO Oxygen  
DG-TN Nitrogen  
DG-TA Argon

24



Part #'s for Medical Tape:

DG-MEDO Medical Oxygen  
DG-MEDN Medical Nitrogen  
DG-MEDNO Med Nitrous Oxide

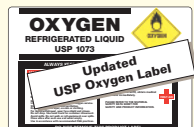


**DEWAR LABELS**

Part #'s

DB-O Oxygen  
DB-A Argon  
DB-N Nitrogen  
DB-USP Oxygen USP  
DB-NNF Nitrogen NF  
DB-NOUSP Nitrous Oxide USP

25



**ELBOW**

Part # EC-M4M  
Elbow Brass 90D  
3/8 ODT x 3/8 MPT

33



**SCREW**

Part # CSS-M4

34



**SIGHT GAUGE PROTECTOR**

Part # SGP-RB

35



**WASHERS**

Part # LC-M4

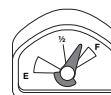
36



**CONTENTS GAUGE**

Part #'s LL-R  
LL-RN Nitrogen  
LL-RO Oxygen  
LL-RA Argon

37



**PLUG**

Part # FIT-PLUGKNRC-2

38



**FLOAT ROD**

Part # FR-M-230  
Part # FR-M-180  
Part # FR-M-160

43



**ELBOW**

Part # EC-14M  
Elbow Brass 90D  
1/4 NPT x 1/4 FPT

44



**MEDICAL CGA FITTINGS**

**TAMPER PROOF DEVICE**

This system cannot be removed without rendering the CGA outlet connection unusable.



**INERT**

- 1 Part # TPG-580 CGA 580 (Gas use)
- 2 3 Part # TPG-295 CGA 295 (Vent & Liquid use)

**OXYGEN**

- 1 Part # TPG-540 CGA 540 (Gas use)
- 2 3 Part # TPG-440 CGA 440 (Vent & Liquid use)

**OPTIONS**

**DEWAR OPERATION LABELS**

Part #'s:

- DL-01 Operation & Safety
- DL-02 Common Questions
- DL-03 CGA Warning Label
- DL-04 Pressure Relief Reference Label
- DL-10 CGA Red Warning



**REGULATOR LOCK OUT**

Part # RPR-00  
Tamper Proof Device Without Label



**CROSS**

Part # FIT-X14

Cross Brass 1/4 FPT Forged



**CGA FITTINGS AND DUST CAPS**

**INERT ARGON/NITROGEN FITTINGS**

**CGA 580**

Part # CGA-58038


Inert Gas 3/8" NPT



**CGA 295**

Part # CGA-29538

Inert Vent and Liquid 3/8" NPT




**OXYGEN FITTINGS**

**CGA 540**

Part # CGA-54038

Oxygen Gas use 3/8" NPT



**CGA 440**

Part # CGA-44038

Oxygen Vent and Liquid use 3/8" NPT



**INERT ARGON/NITROGEN DUST CAPS**

**CGA 580 DUST CAP**

Part # CGA-580DC

Dust Cap for Inert Gas use CGA 580



**CGA 295 DUST CAP**

Part # CGA-295DC

Dust Cap for Inert Vent and Liquid



**OXYGEN DUST CAPS**

**CGA 540 DUST CAP**

Part # CGA-540DC

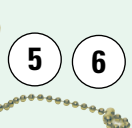
Gas Dust Cap and Chain for CGA 540



**CGA 440 DUST CAP**

Part # CGA-440DC

Oxygen Vent and Liquid use



**TAMPER DEVICE KITS**

Oxygen - 1 Kit

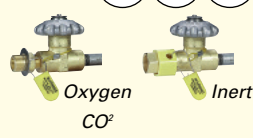
Part # CGP-23

Inert - 1 Kit

Part # CGP-13

CO<sup>2</sup> - 1 Kit

Part # CGP-25



**RUPTURE DISC**

Part # BD-230

Rupture Disc 1/4" NPT

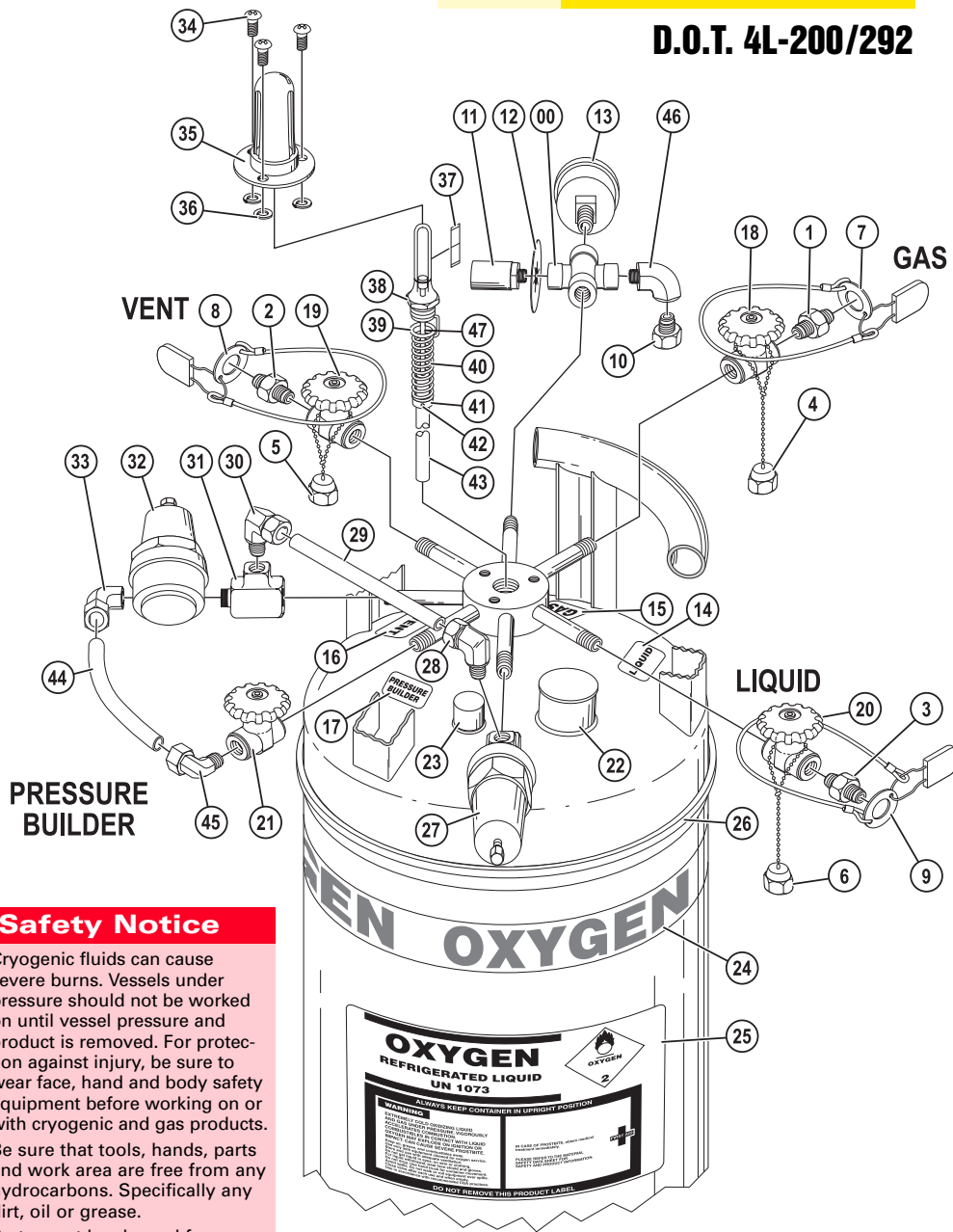


**RMI**

Parts for

**CSI MODEL PLC 180A**

**D.O.T. 4L-200/292**



**Safety Notice**

Cryogenic fluids can cause severe burns. Vessels under pressure should not be worked on until vessel pressure and product is removed. For protection against injury, be sure to wear face, hand and body safety equipment before working on or with cryogenic and gas products. Be sure that tools, hands, parts and work area are free from any hydrocarbons. Specifically any dirt, oil or grease. Parts must be cleaned for oxygen service if they will be exposed to product.

Text and Illustration copyright © 2007 by Ratermann Manufacturing, Inc. All Rights Reserved.

**DUAL RELIEF VALVE**

Part # PR-D2 22/230


Relief Valve Brass 1/4" NPT 22 PSI & 1/4" NPT 230 PSI



**GAUGE**

Part # PG-400

Pressure Gauge 2" Dial 0-400 PSI/BAR/KPA



**PRESSURE RELIEF I.D. DISC**

Part # DS-230

Color-coded pressure relief I.D. discs are imprinted with the appropriate pressure of safety relief.



**LABEL LIQUID**

Part # DL-OL

Decal - Liquid Valve



**LABEL GAS**

Part # DL-OG  
Decal - Gas

15



**LABEL VENT**

Part # DL-OV  
Decal - Vent

16



**LABEL PB**

Part # DL-OPB  
Decal - Pressure  
Builder Valve

17



**GAS USE VALVE**

Part # VR-38F218TB-G  
Green Handle - Valve Brass  
GH 3/8 FPT x 3/8 SCH 10  
(VALVE REBUILD KIT Pt # VR-RBK1)

18



**VENT USE VALVE**

Part # VR-38F218TB-S  
Silver Handle - Valve Brass  
GH 3/8 FPT x 3/8 SCH 10  
(VALVE REBUILD KIT Pt # VR-RBK1)

19



**LIQUID USE VALVE**

Part # VR-38F218TB-B  
Blue Handle - Valve Brass  
BH 3/8 FPT x 3/8 SCH 10  
(VALVE REBUILD KIT Pt # VR-RBK1)

20



**VALVE PRESSURE BUILDER**

Part # VR-38F38F  
Short-stem shut off  
valves 3/8" FNPT  
(VALVE REBUILD KIT Pt # VR-RBK1)

21



**CAP**

Part # DC-CAP  
Cap Vinyl -  
Plastic Blue

22



**CAP**

Part # PC-MS  
Pumpout Cap

23



**DEWAR 360° WRAP AROUND TAPE**

Part #'s for Gas Tape:  
DG-TO Oxygen  
DG-TN Nitrogen  
DG-TA Argon

24



**Part #'s for Medical Tape:**

DG-MEDO Medical Oxygen  
DG-MEDN Medical Nitrogen  
DG-MEDNO Med Nitrous Oxide



**DEWAR LABELS**

Part #'s

DB-O Oxygen  
DB-A Argon  
DB-N Nitrogen  
DB-USP Oxygen USP  
DB-NNF Nitrogen NF  
DB-NOUSP Nitrous Oxide USP

25



**LABEL BUFFER**

Part # LB-D160B

Color coded bands can be used to  
identify pressure: Yellow for 22  
PSI, Blue for 235 PSI, and gray.

26



**ECONOMIZER REGULATOR**

Part # CE-140

27



**ELBOW**

Part #  
FIT-90ECF38M14  
Elbow Brass 90D  
3/8 ODT x 1/4 NPT

28



**TUBING**

Part # TB-COPPER

29



**ELBOW**

Part #  
FIT-90ECF38M14  
Elbow Brass 90D  
3/8 ODT x 1/4 NPT

30



**TEE**

Part # FIT-TBLOCK14

31



**PRESSURE BUILDER REGULATOR**

Part # CR-125

32



**ELBOW**

Part #  
FIT-90ECF38M14  
Elbow Brass 90D  
3/8 ODT x 1/4 NPT

33



**SCREW**

Part # CSS-M4

34



**SIGHT GAUGE PROTECTOR**

Part # SGP-FB

35



**WASHERS**

Part # LC-M4

36



**DECALS**

Part #'s SG-DA Argon  
# SG-DN Nitrogen  
# SG-DN2O Nitrous Oxide  
# SG-DO Oxygen

37



**GAUGE**

Part # LL-CSI-CL

38



**O-RING**

Part # LL-CSI-CL-OR

39



**SPRING**

Part # SG-SPRING

40



**COLLAR**

Part # FR-CL

41



**SCREW**

Part # SG-SCREW

42



**FLOAT ROD**

Part #'s FR-ADC265  
FR-120LP FR-A160-SG  
FR-A200-SG FR-ACC230LP-SG  
FR-180

43

**TUBING**

Part # TUBE-38 4-3/4L

44



**ELBOW**

Part # EC-M4M  
Elbow Brass 90D  
3/8 ODT x 3/8 NPT

45



**ELBOW**

Part # EC-14M  
Elbow Brass 90D  
1/4 NPT x 1/4 FPT

46



**TIP**

Part # LL-CSI-TIP

47



**MEDICAL CGA FITTINGS**

**TAMPER PROOF DEVICE**

This system cannot be removed  
without rendering the CGA  
outlet connection unusable.



**INERT**

- 1 Part # TPG-580 CGA 580 (Gas use)
- 2 3 Part # TPG-295 CGA 295 (Vent & Liquid use)


**OXYGEN**

- 1 Part # TPG-540 CGA 540 (Gas use)
- 2 3 Part # TPG-440 CGA 440 (Vent & Liquid use)

**OPTIONS**

**REGULATOR LOCK OUT**

Part # RPR-00  
Tamper Proof  
Device Without  
Label



**CROSS**

Part # FIT-X14

Cross Brass 1/4 FPT Forged



**RMI RATERMANN**  
MANUFACTURING, INC.

**RMI**  
Parts for

**CSI MODEL**  
**PLC-180 LP**

**D.O.T. 4L-100**


**CGA FITTINGS AND DUST CAPS**

**INERT ARGON/NITROGEN FITTINGS**

**CGA 295**

Part # CGA-29538

Inert Vent and Liquid 3/8" NPT




**OXYGEN FITTINGS**

**CGA 440**

Part # CGA-44038

Oxygen Vent and Liquid use 3/8" NPT




**INERT ARGON/NITROGEN DUST CAPS**

**CGA 295**

**DUST CAP**

Part # CGA-295DC

Dust Cap for Inert Vent and Liquid




**OXYGEN DUST CAPS**

**CGA 440**

**DUST CAP**

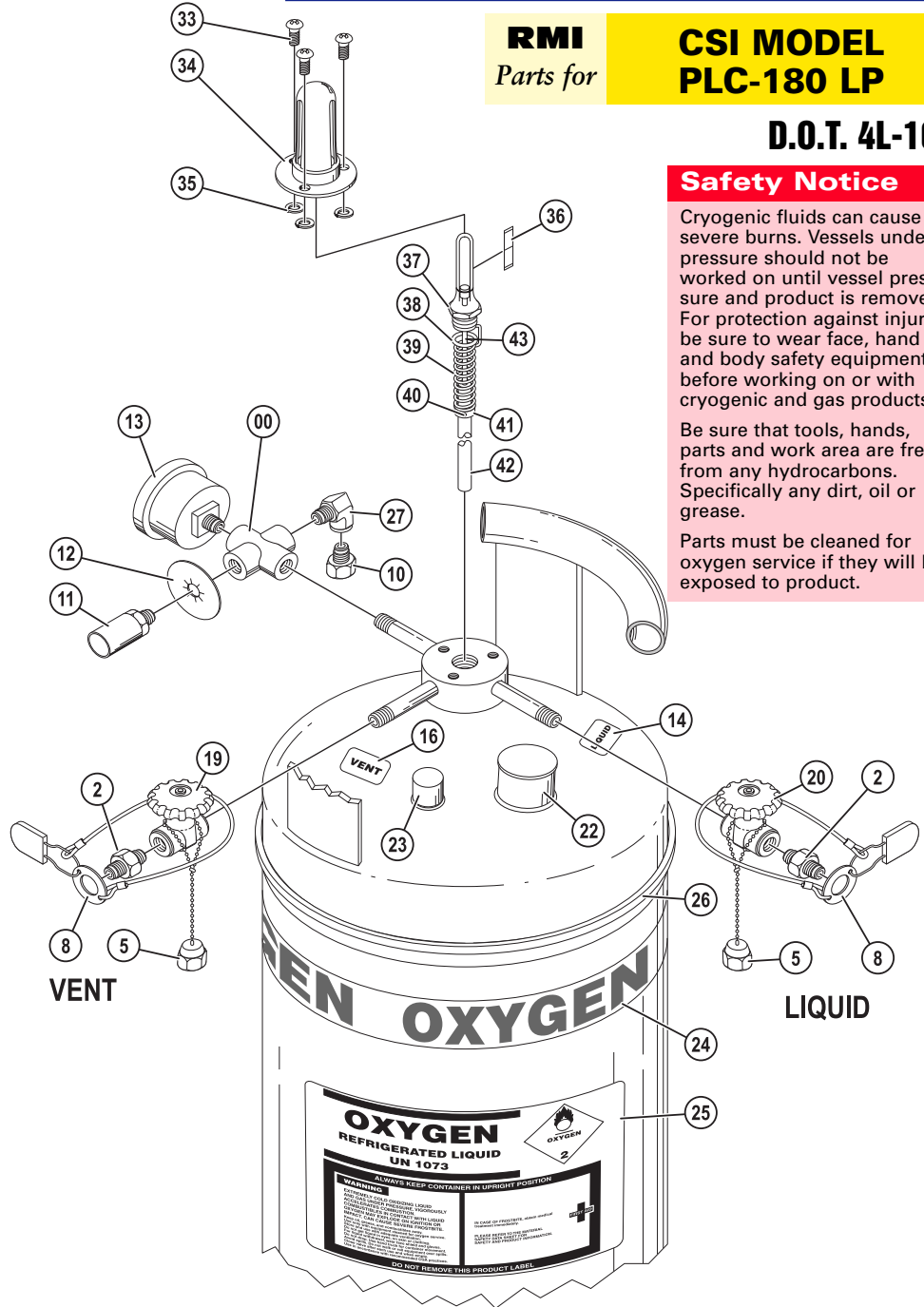
Part # CGA-440DC

Oxygen Vent and Liquid use



*Oxygen Safe  
Valve Leak Check*

see page **8A-13** for more info



**Safety Notice**

Cryogenic fluids can cause severe burns. Vessels under pressure should not be worked on until vessel pressure and product is removed. For protection against injury, be sure to wear face, hand and body safety equipment before working on or with cryogenic and gas products.

Be sure that tools, hands, parts and work area are free from any hydrocarbons. Specifically any dirt, oil or grease.

Parts must be cleaned for oxygen service if they will be exposed to product.

Text and Illustration copyright © 2007 by Ratermann Manufacturing, Inc. All Rights Reserved.

**TAMPER DEVICE KITS**

Oxygen - 1 Kit

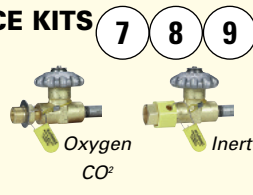
Part # CGP-23

Inert - 1 Kit

Part # CGP-13

CO<sup>2</sup> - 1 Kit


Part # CGP-25



**RUPTURE DISC**

Part # BD-22

Rupture Disc 1/4 NPT



**RELIEF VALVE**

Part # LPR-22

Relief Valve Brass 1/4 NPT 22 PSI



**PRESSURE RELIEF I.D. DISC**

Part # DS-22

Color-coded pressure relief I.D. discs are imprinted with the appropriate pressure of safety relief.



**GAUGE**

Part # PG-100

Pressure Gauge 2" Dial 0-100 PSI/BAR/KPA



**LABEL LIQUID**

Part # DL-OL

Decal - Liquid Valve



**LABEL VENT**

Part # DL-OV  
Decal - Vent

16



**VENT USE VALVE**

Part # VR-38F218TB-S  
Silver Handle - Valve Brass  
GH 3/8 FPT x 3/8 SCH 10  
(VALVE REBUILD KIT Pt # VR-RBK1)

19



**LIQUID USE VALVE**

Part # VR-38F218TB-B  
Blue Handle - Valve Brass  
BH 3/8 FPT x 3/8 SCH 10  
(VALVE REBUILD KIT Pt # VR-RBK1)

20



**CAP**

Part # DC-CAP  
Cap Vinyl - Plastic Blue

22



**CAP**

Part # PC-MS  
Pumpout Cap

23



**DEWAR 360° WRAP AROUND TAPE**

Part #'s for Gas Tape:  
DG-TO Oxygen  
DG-TN Nitrogen  
DG-TA Argon

24



Part #'s for Medical Tape:

DG-MEDO Medical Oxygen  
DG-MEDN Medical Nitrogen  
DG-MEDNO Med Nitrous Oxide

**DEWAR LABELS**

Part #'s

DB-O Oxygen

DB-A Argon

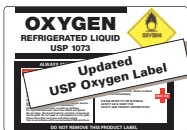
DB-N Nitrogen

DB-USP Oxygen USP

DB-NNF Nitrogen NF

DB-NOUSP Nitrous Oxide USP

25



**LABEL BUFFER**

Part # LB-D160B

Color coded bands can be used to identify pressure: Yellow for 22 PSI, Blue for 235 PSI, and gray.

26



**ELBOW**

Part # EC-14M

Elbow Brass 90D  
1/4 NPT x 1/4 FPT

27



**SCREW**

Part # CSS-M4

33



**SIGHT GAUGE PROTECTOR**

Part # SGP-FY

34



**WASHERS**

Part # LC-M4

35



**DECALS**

Part #'s SG-DA Argon  
# SG-DN Nitrogen  
# SG-DN2O Nitrous Oxide  
# SG-DO Oxygen

36



**GAUGE**

Part # LL-CSI-CL

37



**O-RING**

Part # LL-CSI-CL-OR


38



**SPRING**

Part # SG-SPRING

39



**COLLAR**

Part # FR-CL

40



**SCREW**

Part # SG-SCREW

41



**FLOAT ROD**

Part #'s FR-ADC265

FR-120LP

FR-A200-SG

FR-180

42

FR-A160-SG

FR-ACC230LP-SG

**TIP**

Part # LL-CSI-TIP

43



**SAFETY FIRST**

**WEAR PROTECTIVE APPAREL WHEN RISK IS PRESENT**

**KEEP GLOVES AND APRONS READILY ACCESSIBLE**

Please see pages **1A-6** and **2A-2** for more information.



**TEFLON PASTE AND TAPE**

Oxygen Safe, Chemically Inert, and Odor Free

FORMULA-8 is used by thousands of welding and general supply companies and equipment manufacturers worldwide.

Teflon Paste



Teflon Tape

Part #	Description
Tape-1	1/4" Teflon Tape
Tape-2	1/2" Teflon Tape
Tape-34	3/4" Teflon Tape
Tape-3	1" Teflon Tape
Oxy-Teflon 8	Teflon Paste

**MEDICAL CGA FITTINGS**

**TAMPER PROOF DEVICE**

This system cannot be removed without rendering the CGA outlet connection unusable.



**INERT**

2 3 Part # TPG-295 CGA 295 (Vent & Liquid use)

**OXYGEN**

2 3 Part # TPG-440 CGA 440 (Vent & Liquid use)

**OPTIONS**

**DEWAR CERT POUCH**

Part # CP-5  
Optional tie wrap available



**DEWAR OPERATION LABELS**

Part #'s  
DL-01 Operation & Safety  
DL-02 Common Questions  
DL-03 CGA Warning Label  
DL-04 Pressure Relief Reference Label  
DL-10 CGA Red Warning



**REGULATOR LOCK OUT**

Part # RPR-00  
Tamper Proof Device Without Label



**CROSS**

Part # FIT-X14

Cross Brass 1/4 FPT Forged



**CGA FITTINGS AND DUST CAPS**

**INERT ARGON/NITROGEN FITTINGS**

**CGA 580**

Part # CGA-58038


Inert Gas 3/8" NPT



**CGA 295**

Part # CGA-29538

Inert Vent and Liquid 3/8" NPT



**OXYGEN FITTINGS**

**CGA 540**

Part # CGA-54038

Oxygen Gas use 3/8" NPT



**CGA 440**

Part # CGA-44038

Oxygen Vent and Liquid use 3/8" NPT



**CARBON DIOXIDE FITTINGS**

**CGA 320**

Part # CGA-32038


For CO<sup>2</sup> 3/8" NPT Used for Gas/Liquid



**CGA 295**

Part # CGA-29538

Industry Standard Used for Vent 3/8" NPT



\*Optional CGA Standard Vent/Liquid — CGA 622 Part # CGA-62238

**INERT ARGON/NITROGEN DUST CAPS**

**CGA 580 DUST CAP**

Part # CGA-580DC

Dust Cap for Inert Gas use CGA 580



**CGA 295 DUST CAP**

Part # CGA-295DC

Dust Cap for Inert Vent and Liquid



**OXYGEN DUST CAPS**

**CGA 540 DUST CAP**

Part # CGA-540DC


Gas Dust Cap and Chain for CGA 540



**CGA 440 DUST CAP**

Part # CGA-440DC

Oxygen Vent and Liquid use



**CARBON DIOXIDE DUST CAPS**

**CGA 320 DUST CAP**

Part # CGA-320DC

Dust Cap for CO<sup>2</sup> Gas/Liquid 3/8" NPT



**CGA 295 DUST CAP**

Part # CGA-295DC

Dust Cap for Vent

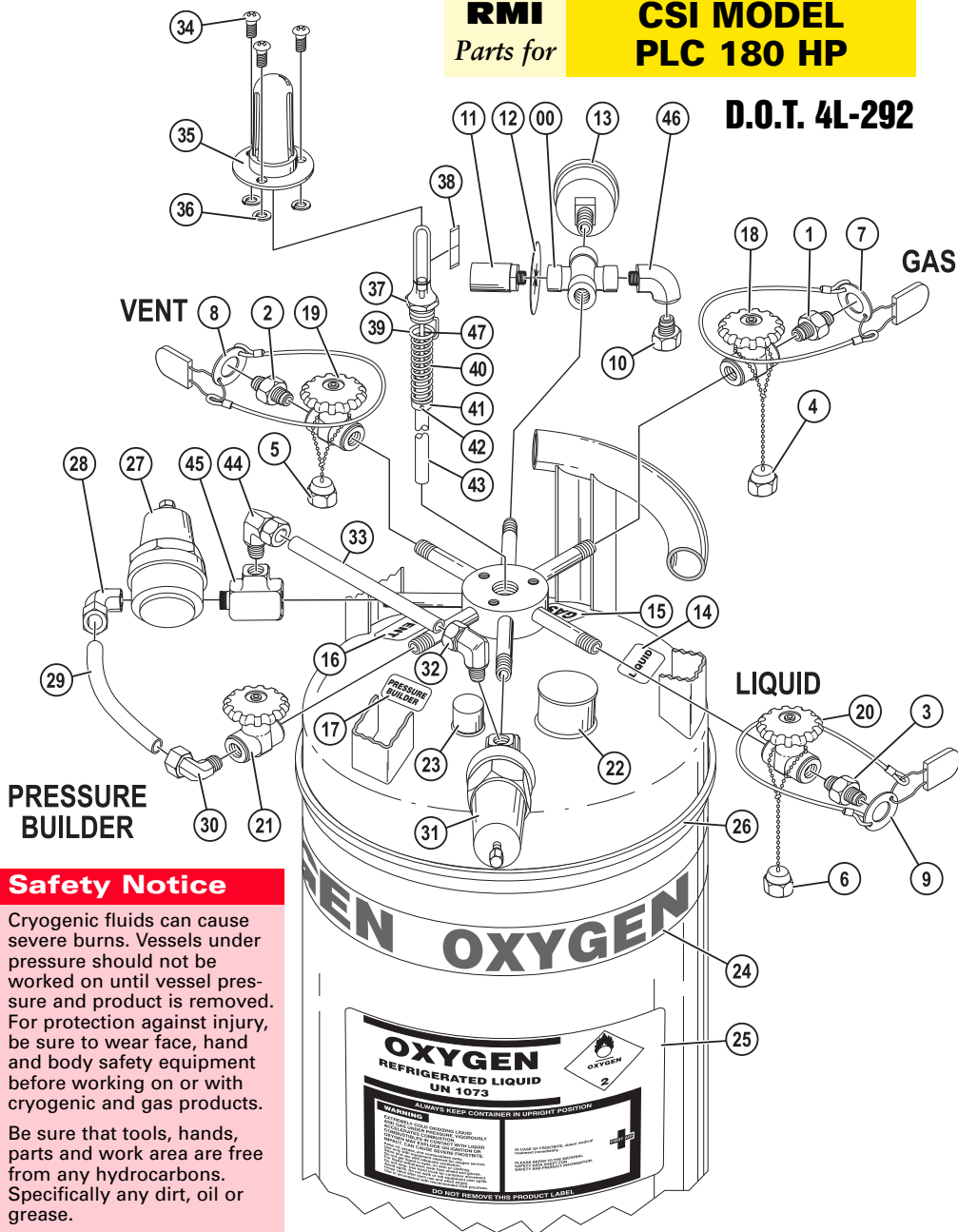


\*Optional CGA Standard Vent/Liquid — CGA 622 Part # CGA-622DC

**RMI**  
Parts for

**CSI MODEL**  
**PLC 180 HP**

**D.O.T. 4L-292**



**Safety Notice**

Cryogenic fluids can cause severe burns. Vessels under pressure should not be worked on until vessel pressure and product is removed. For protection against injury, be sure to wear face, hand and body safety equipment before working on or with cryogenic and gas products.

Be sure that tools, hands, parts and work area are free from any hydrocarbons. Specifically any dirt, oil or grease.

Parts must be cleaned for oxygen service if they will be exposed to product.

Text and Illustration copyright © 2007 by Ratermann Manufacturing, Inc. All Rights Reserved.

**TAMPER DEVICE KITS**

Oxygen – 1 Kit Part # CGP-23

Inert – 1 Kit Part # CGP-13

CO<sup>2</sup> – 1 Kit Part # CGP-25



**RUPTURE DISC**

Part # BD-350

Rupture Disc 1/4 NPT



**DUAL RELIEF VALVE**

Part # PR-D2 22/230

Relief Valve Brass  
1/4" NPT 22 PSI &  
1/4" NPT 230 PSI



11

**PRESSURE RELIEF I.D. DISC**

Part # DS-350

Color-coded pressure relief I.D. discs are imprinted with the appropriate pressure of safety relief.



12

**GAUGE**

Part # PG-600

Pressure Gauge 2" Dial  
0-600 PSI/BAR/KPA



13

**LABEL LIQUID**

Part # DL-OL

Decal -  
Liquid Valve



14

**LABEL GAS**

Part # DL-OG

Decal - Gas



15

**LABEL VENT**

Part # DL-OV

Decal - Vent



16

**LABEL PB**

Part # DL-OPB

Decal - Pressure  
Builder Valve



17

**GAS USE VALVE**

Part # VR-38F218TB-G

Green Handle - Valve Brass  
GH 3/8 FPT x 3/8 SCH 10  
(VALVE REBUILD KIT Pt # VR-RBK1)



18

**VENT USE VALVE**

Part # VR-38F218TB-S

Silver Handle - Valve Brass  
GH 3/8 FPT x 3/8 SCH 10  
(VALVE REBUILD KIT Pt # VR-RBK1)



19

**LIQUID USE VALVE**

Part # VR-38F218TB-B

Blue Handle - Valve Brass  
BH 3/8 FPT x 3/8 SCH 10  
(VALVE REBUILD KIT Pt # VR-RBK1)



20

**VALVE PRESSURE BUILDER**

Part # VR-38F38F

Short-stem shut off  
valves 3/8" FNPT  
(VALVE REBUILD KIT Pt # VR-RBK1)



21

**CAP**

Part # DC-CAP

Cap Vinyl -  
Plastic Blue



22

**CAP**

Part # PC-MS

Pumpout Cap



23

**DEWAR 360° WRAP AROUND TAPE**

Part #'s for Gas Tape:

DG-TC Carbon Dioxide  
DG-TO Oxygen  
DG-TN Nitrogen  
DG-TA Argon



24

Part #'s for Medical Tape:

DG-MEDO Medical Oxygen  
DG-MEDN Medical Nitrogen  
DG-MEDNO Med Nitrous Oxide  
DG-MEDCO2 Med Carbon Dioxide

**DEWAR LABELS**

Part #'s

DB-O Oxygen  
DB-A Argon  
DB-N Nitrogen  
DB-CO2 CO2  
DB-USP Oxygen USP  
DB-NNF Nitrogen NF  
DB-NOUSP Nitrous Oxide USP  
DB-CO2USP Carbon Dioxide USP



25

**LABEL BUFFER**

Part # LB-D160B

Color coded bands can be used to identify pressure: Yellow for 22 PSI, Blue for 235 PSI, and gray.



26

**PRESSURE BUILDER REGULATOR**

Part # CR-325



27

**ELBOW**

Part # FIT-90ECF38M14

Elbow Brass 90D  
3/8 ODT x 1/4 NPT



28

**TUBING**

Part # TB-COPPER



29

**ELBOW**

Part # EC-M4M

Elbow Brass 90D  
3/8 ODT x 3/8 NPT



30

**ECONOMIZER REGULATOR**

Part # CE-325



31

**ELBOW**

Part # FIT-90ECF38M14

Elbow Brass 90D  
3/8 ODT x 1/4 NPT



32

**TUBING**

Part # TB-COPPER



33

**SCREW**

Part # CSS-M4



34

**SIGHT GAUGE PROTECTOR**

Part # SGP-FO



35

**WASHERS**

Part # LC-M4



36

**GAUGE**

Part # LL-CSI-CL



37

**DECALS**

Part #'s SG-DA Argon  
# SG-DCO2 Carbon Dioxide  
# SG-DN Nitrogen  
# SG-DN2O Nitrous Oxide  
# SG-DO Oxygen



38

**O-RING**

Part # LL-CSI-CL-OR



39

**SPRING**

Part # SG-SPRING



40

**COLLAR**

Part # FR-CL



41

**SCREW**

Part # SG-SCREW



42

**FLOAT ROD**

Part #'s FR-ADC265

FR-120LP FR-A160-SG  
FR-A200-SG FR-ACC230LP-SG  
FR-180

43

**ELBOW**

Part #

FIT-90ECF38M14

Elbow Brass 90D  
3/8 ODT x 1/4 NPT



44

**TEE**

Part #

FIT-TBLOCK14



45

**ELBOW**

Part # EC-14M

Elbow Brass 90D  
1/4 NPT x 1/4 FPT



46

**TIP**

Part # LL-CSI-TIP



47

**MEDICAL CGA FITTINGS**

**TAMPER PROOF DEVICE**

This system cannot be removed without rendering the CGA outlet connection unusable.



**INERT**

- 1 Part # TPG-580 CGA 580 (Gas use)
- 2 3 Part # TPG-295 CGA 295 (Vent & Liquid use)

**OXYGEN**

- 1 Part # TPG-540 CGA 540 (Gas use)
- 2 3 Part # TPG-440 CGA 440 (Vent & Liquid use)

**CARBON DIOXIDE**

- 1 Part # TPG-320 CGA 320 (CO<sup>2</sup> Gas)
- 2 3 Part # TPG-622 CGA 622 (Vent & Liquid use)

**CROSS**

Part # FIT-X14

Cross Brass 1/4 FPT Forged



**RMI RATERMANN**  
MANUFACTURING, INC.

**RMI**  
Parts for

**CSI MODEL**  
**PLC-230A**


**D.O.T. 4L-200/212**

**CGA FITTINGS AND DUST CAPS**  
**INERT ARGON/NITROGEN FITTINGS**

**CGA 580**

Part # CGA-58038


Inert Gas 3/8" NPT



**CGA 295**

Part # CGA-29538

Inert Vent and Liquid 3/8" NPT



**OXYGEN FITTINGS**

**CGA 540**

Part # CGA-54038

Oxygen Gas use 3/8" NPT



**CGA 440**

Part # CGA-44038

Oxygen Vent and Liquid use 3/8" NPT



**INERT ARGON/NITROGEN DUST CAPS**

**CGA 580 DUST CAP**

Part # CGA-580DC

Dust Cap for Inert Gas use CGA 580



**CGA 295 DUST CAP**

Part # CGA-295DC

Dust Cap for Inert Vent and Liquid



**OXYGEN DUST CAPS**

**CGA 540 DUST CAP**

Part # CGA-540DC

Gas Dust Cap and Chain for CGA 540



**CGA 440 DUST CAP**

Part # CGA-440DC

Oxygen Vent and Liquid use



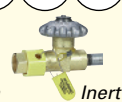
**TAMPER DEVICE KITS**

Oxygen - 1 Kit

Part # CGP-23

Inert - 1 Kit

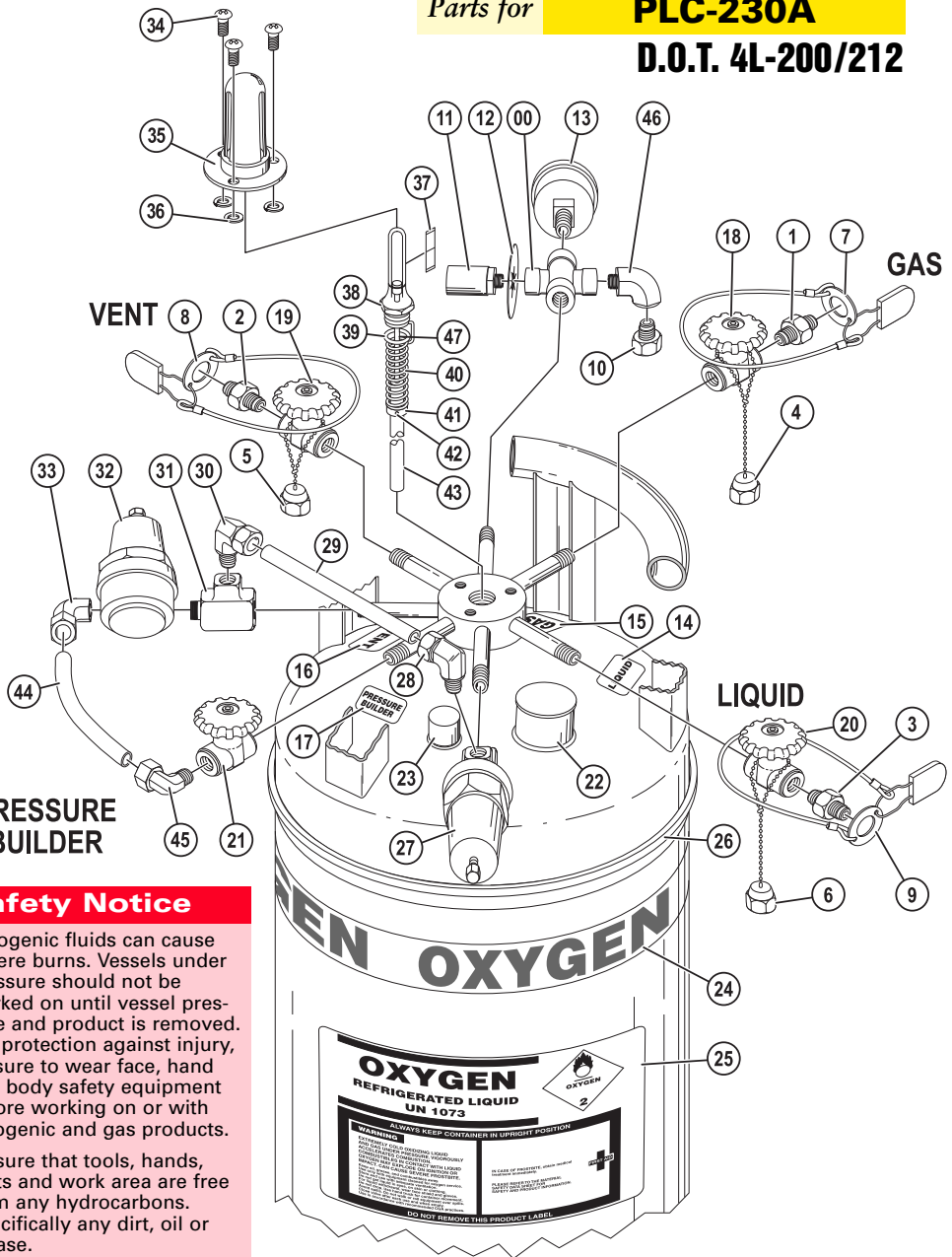

Part # CGP-13



**RUPTURE DISC**

Part # BD-230

Rupture Disc 1/4 NPT



**Safety Notice**

Cryogenic fluids can cause severe burns. Vessels under pressure should not be worked on until vessel pressure and product is removed. For protection against injury, be sure to wear face, hand and body safety equipment before working on or with cryogenic and gas products.

Be sure that tools, hands, parts and work area are free from any hydrocarbons. Specifically any dirt, oil or grease.

Parts must be cleaned for oxygen service if they will be exposed to product.

Text and Illustration copyright © 2007 by Ratermann Manufacturing, Inc. All Rights Reserved.

**DUAL RELIEF VALVE**

Part # PR-D2 22/230


Relief Valve Brass 1/4" NPT 22 PSI & 1/4" NPT 230 PSI



**GAUGE**

Part # PG-400

Pressure Gauge 2" Dial 0-400 PSI/BAR/KPA



**PRESSURE RELIEF I.D. DISC**

Part # DS-230

Color-coded pressure relief I.D. discs are imprinted with the appropriate pressure of safety relief.



**LABEL LIQUID**

Part # DL-OL

Decal - Liquid Valve



**LABEL GAS**

Part # DL-OG  
Decal - Gas

15



**LABEL VENT**

Part # DL-OV  
Decal - Vent

16



**LABEL PB**

Part # DL-OPB  
Decal - Pressure  
Builder Valve

17



**GAS USE VALVE**

Part # VR-38F218TB-G  
Green Handle - Valve Brass  
GH 3/8 FPT x 3/8 SCH 10  
(VALVE REBUILD KIT Pt # VR-RBK1)

18



**VENT USE VALVE**

Part # VR-38F218TB-S  
Silver Handle - Valve Brass  
GH 3/8 FPT x 3/8 SCH 10  
(VALVE REBUILD KIT Pt # VR-RBK1)

19



**LIQUID USE VALVE**

Part # VR-38F218TB-B  
Blue Handle - Valve Brass  
BH 3/8 FPT x 3/8 SCH 10  
(VALVE REBUILD KIT Pt # VR-RBK1)


20



**VALVE PRESSURE  
BUILDER**

Part # VR-38F38F  
Short-stem shut off  
valves 3/8" FNPT  
(VALVE REBUILD KIT Pt # VR-RBK1)

21



**CAP**

Part # DC-CAP  
Cap Vinyl -  
Plastic Blue

22



**CAP**

Part # PC-MS  
Pumpout Cap

23



**DEWAR 360°  
WRAP AROUND TAPE**

Part #'s for Gas Tape:  
DG-TO Oxygen  
DG-TN Nitrogen  
DG-TA Argon

24



**Part #'s for Medical Tape:**

DG-MEDO Medical Oxygen  
DG-MEDN Medical Nitrogen  
DG-MEDNO Med Nitrous Oxide

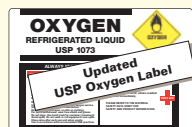


**DEWAR LABELS**

Part #'s

DB-O Oxygen  
DB-A Argon  
DB-N Nitrogen  
DB-USP Oxygen USP  
DB-NNF Nitrogen NF  
DB-NOUSP Nitrous Oxide USP

25



**LABEL BUFFER**

Part # LB-D160B  
Color coded bands can be used to  
identify pressure: Yellow for 22  
PSI, Blue for 235 PSI, and gray.

26



**ECONOMIZER  
REGULATOR**

Part # CE-140

27



**ELBOW**

Part #  
FIT-90ECF38M14  
Elbow Brass 90D  
3/8 ODT x 1/4 NPT

28



**TUBING**

Part # TB-COPPER

29



**ELBOW**

Part #  
FIT-90ECF38M14  
Elbow Brass 90D  
3/8 ODT x 1/4 NPT


30



**TEE**

Part # FIT-TBLOCK14

31



**PRESSURE BUILDER  
REGULATOR**

Part # CR-125

32



**ELBOW**

Part #  
FIT-90ECF38M14  
Elbow Brass 90D  
3/8 ODT x 1/4 NPT

33



**SCREW**

Part # CSS-M4

34



**SIGHT GAUGE  
PROTECTOR**

Part # SGP-FB

35



**WASHERS**

Part # LC-M4

36



**DECALS**

Part #'s SG-DA Argon  
# SG-DN Nitrogen  
# SG-DN2O Nitrous Oxide  
# SG-DO Oxygen

37



**GAUGE**

Part # LL-CSI-CL

38



**O-RING**

Part # LL-CSI-CL-OR

39



**SPRING**

Part # SG-SPRING

40



**COLLAR**

Part # FR-CL

41



**SCREW**

Part # SG-SCREW

42



**FLOAT ROD**

Part #'s FR-ADC265  
FR-120LP FR-A160-SG  
FR-A200-SG FR-ACC230LP-SG  
FR-180

43

**TUBING**

Part # TUBE-38 4-3/4L

44



**ELBOW**

Part # EC-M4M  
Elbow Brass 90D  
3/8 ODT x 3/8 NPT

45



**ELBOW**

Part # EC-14M  
Elbow Brass 90D  
1/4 NPT x 1/4 FPT

46



**TIP**

Part # LL-CSI-TIP

47



**MEDICAL CGA FITTINGS**

**TAMPER PROOF DEVICE**

This system cannot be removed  
without rendering the CGA  
outlet connection unusable.



**INERT**

1 Part # TPG-580 CGA 580  
(Gas use)  
2 3 Part # TPG-295 CGA 295  
(Vent & Liquid use)

**OXYGEN**

1 Part # TPG-540 CGA 540  
(Gas use)  
2 3 Part # TPG-440 CGA 440  
(Vent & Liquid use)

**OPTIONS**

**REGULATOR  
LOCK OUT**

Part # RPR-00  
Tamper Proof  
Device Without  
Label



**CROSS**

Part # FIT-X14

Cross Brass 1/4 FPT Forged




**CGA FITTINGS AND DUST CAPS**

**INERT ARGON/NITROGEN FITTINGS**

**CGA 580**

Part # CGA-58038


Inert Gas 3/8" NPT



**CGA 295**

Part # CGA-29538

Inert Vent and Liquid 3/8" NPT




**OXYGEN FITTINGS**

**CGA 540**

Part # CGA-54038

Oxygen Gas use 3/8" NPT



**INERT ARGON/NITROGEN DUST CAPS**

**CGA 580 DUST CAP**

Part # CGA-580DC


Dust Cap for Inert Gas use CGA 580



**CGA 295 DUST CAP**

Part # CGA-295DC

Dust Cap for Inert Vent and Liquid



**OXYGEN DUST CAPS**

**CGA 540 DUST CAP**

Part # CGA-540DC

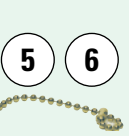
Gas Dust Cap and Chain for CGA 540



**CGA 440 DUST CAP**

Part # CGA-440DC

Oxygen Vent and Liquid use



**TAMPER DEVICE KITS**

Oxygen - 1 Kit


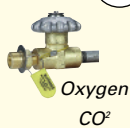
Part # CGP-23

Inert - 1 Kit

Part # CGP-13

CO<sup>2</sup> - 1 Kit

Part # CGP-25



**RUPTURE DISC**

Part # BD-230

Rupture Disc 1/4 NPT

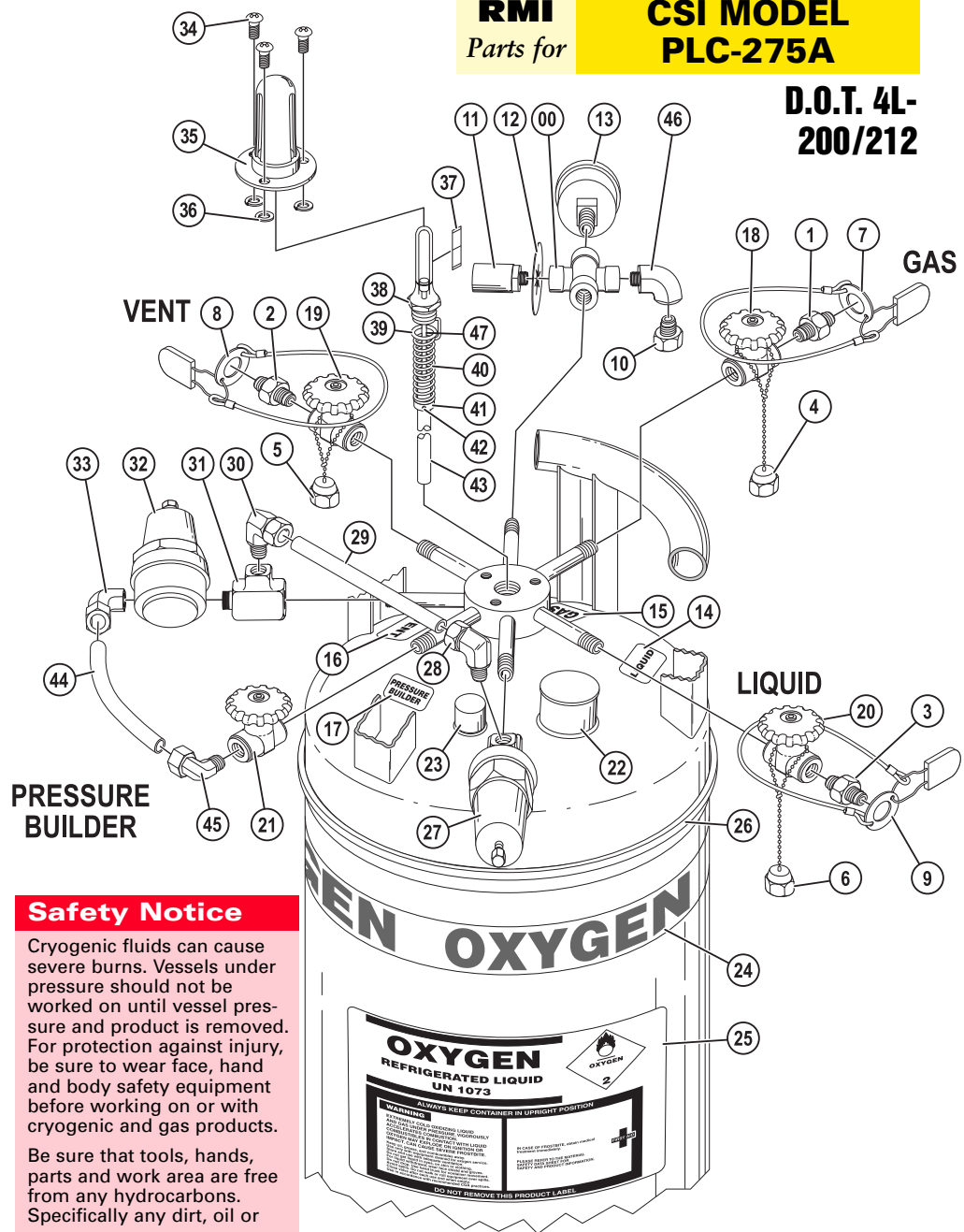


**RMI RATERMANN MANUFACTURING, INC.**

**RMI**  
Parts for

**CSI MODEL**  
**PLC-275A**

**D.O.T. 4L-**  
**200/212**



**Safety Notice**

Cryogenic fluids can cause severe burns. Vessels under pressure should not be worked on until vessel pressure and product is removed. For protection against injury, be sure to wear face, hand and body safety equipment before working on or with cryogenic and gas products.

Be sure that tools, hands, parts and work area are free from any hydrocarbons. Specifically any dirt, oil or grease.

Parts must be cleaned for oxygen service if they will be exposed to product.

Text and Illustration copyright © 2007  
by Ratermann Manufacturing, Inc. All Rights Reserved.

**DUAL RELIEF VALVE**

Part # PR-D2 22/230

1/4 NPT 230 PSI



**GAUGE**

Part # PG-400

Pressure Gauge 2" Dial  
0-400 PSI/BAR/KPA



**PRESSURE RELIEF I.D. DISC**

Part # DS-230

Color-coded pressure relief I.D. discs are imprinted with the appropriate pressure of safety relief.



**LABEL LIQUID**

Part # DL-OL

Decal -  
Liquid Valve



**LABEL GAS**

Part # DL-OG  
Decal - Gas

15



**LABEL VENT**

Part # DL-OV  
Decal - Vent

16



**LABEL PB**

Part # DL-OPB  
Decal - Pressure  
Builder Valve

17



**GAS USE VALVE**

Part # VR-38F218TB-G  
Green Handle - Valve Brass  
GH 3/8 FPT x 3/8 SCH 10  
(VALVE REBUILD KIT Pt # VR-RBK1)

18



**VENT USE VALVE**

Part # VR-38F218TB-S  
Silver Handle - Valve Brass  
GH 3/8 FPT x 3/8 SCH 10  
(VALVE REBUILD KIT Pt # VR-RBK1)

19



**LIQUID USE VALVE**

Part # VR-38F218TB-B  
Blue Handle - Valve Brass  
BH 3/8 FPT x 3/8 SCH 10  
(VALVE REBUILD KIT Pt # VR-RBK1)

20



**VALVE PRESSURE  
BUILDER**

Part # VR-38F38F  
Short-stem shut off  
valves 3/8" FNPT  
(VALVE REBUILD KIT Pt # VR-RBK1)

21



**CAP**

Part # DC-CAP  
Cap Vinyl -  
Plastic Blue

22



**CAP**

Part # PC-MS  
Pumpout Cap

23



**DEWAR 360°  
WRAP AROUND TAPE**

Part #'s for Gas Tape:  
DG-TO Oxygen  
DG-TN Nitrogen  
DG-TA Argon

24



**Part #'s for Medical Tape:**

DG-MEDO Medical Oxygen  
DG-MEDN Medical Nitrogen  
DG-MEDNO Med Nitrous Oxide

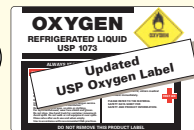


**DEWAR LABELS**

Part #'s

DB-O Oxygen  
DB-A Argon  
DB-N Nitrogen  
DB-USP Oxygen USP  
DB-NNF Nitrogen NF  
DB-NOUSP Nitrous Oxide USP

25



**LABEL BUFFER**

Part # LB-D160B  
Color coded bands can be used to  
identify pressure: Yellow for 22  
PSI, Blue for 235 PSI, and gray.

26



**ECONOMIZER  
REGULATOR**

Part # CE-140

27



**ELBOW**

Part #  
FIT-90ECF38M14  
Elbow Brass 90D  
3/8 ODT x 1/4 NPT

28



**TUBING**

Part # TB-COPPER

29



**ELBOW**

Part #  
FIT-90ECF38M14  
Elbow Brass 90D  
3/8 ODT x 1/4 NPT

30



**TEE**

Part # FIT-TBLOCK14

31



**PRESSURE BUILDER  
REGULATOR**

Part # CR-125

32



**ELBOW**

Part #  
FIT-90ECF38M14  
Elbow Brass 90D  
3/8 ODT x 1/4 NPT

33



**SCREW**

Part # CSS-M4

34



**SIGHT GAUGE  
PROTECTOR**

Part # SGP-FB

35



**WASHERS**

Part # LC-M4

36



**DECALS**

Part #'s SG-DA Argon  
# SG-DN Nitrogen  
# SG-DN2O Nitrous Oxide  
# SG-DO Oxygen

37



**GAUGE**

Part # LL-CSI-CL

38



**O-RING**

Part # LL-CSI-CL-OR

39



**SPRING**

Part # SG-SPRING

40



**COLLAR**

Part # FR-CL

41



**SCREW**

Part # SG-SCREW

42



**FLOAT ROD**

Part #'s FR-ADC265  
FR-120LP FR-A160-SG  
FR-A200-SG FR-ACC230LP-SG  
FR-180

43

**TUBING**

Part # TUBE-38 4-3/4L

44



**ELBOW**

Part # EC-M4M  
Elbow Brass 90D  
3/8 ODT x 3/8 NPT

45



**ELBOW**

Part # EC-14M  
Elbow Brass 90D  
1/4 NPT x 1/4 FPT

46



**TIP**

Part # LL-CSI-TIP

47



**MEDICAL CGA FITTINGS**

**TAMPER PROOF DEVICE**

This system cannot be removed  
without rendering the CGA  
outlet connection unusable.



**INERT**

1 Part # TPG-580 CGA 580  
(Gas use)  
2 3 Part # TPG-295 CGA 295  
(Vent & Liquid use)

**OXYGEN**

1 Part # TPG-540 CGA 540  
(Gas use)  
2 3 Part # TPG-440 CGA 440  
(Vent & Liquid use)

**OPTIONS**

**REGULATOR  
LOCK OUT**

Part # RPR-00  
Tamper Proof  
Device Without  
Label



**CROSS**

Part # FIT-X14

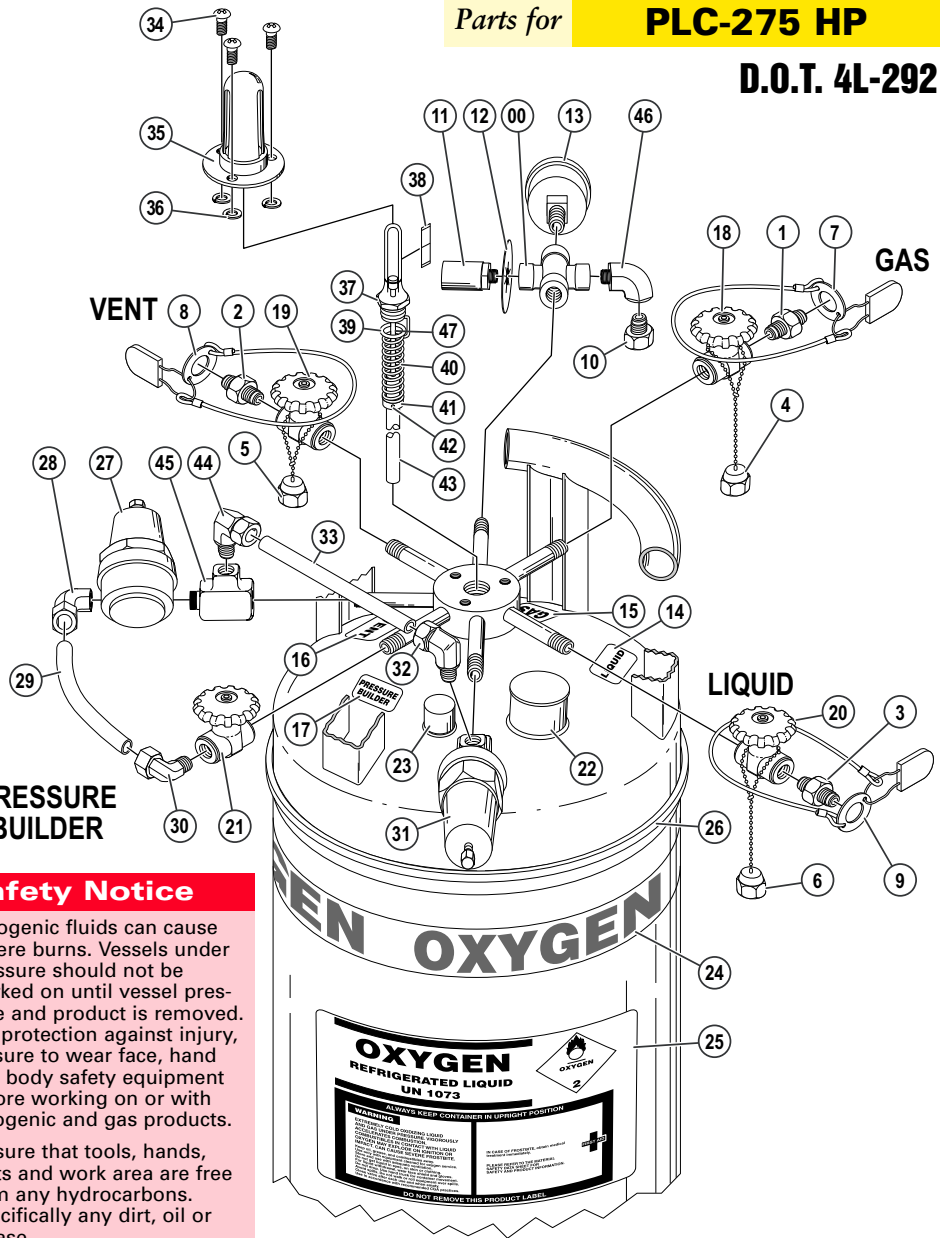
Cross Brass 1/4 FPT Forged



**RMI**  
Parts for

**CSI MODEL**  
**PLC-275 HP**

**D.O.T. 4L-292**




**CGA FITTINGS AND DUST CAPS**

**INERT ARGON/NITROGEN FITTINGS**

**CGA 580**

Part # CGA-58038


Inert Gas 3/8" NPT



**CGA 295**

Part # CGA-29538

Inert Vent and Liquid 3/8" NPT



**OXYGEN FITTINGS**

**CGA 540**

Part # CGA-54038


Oxygen Gas use 3/8" NPT



**CGA 440**

Part # CGA-44038

Oxygen Vent and Liquid use 3/8" NPT



**CARBON DIOXIDE FITTINGS**

**CGA 320**

Part # CGA-32038

For CO<sup>2</sup> 3/8" NPT Used for Gas/Liquid



**CGA 295**

Part # CGA-29538

Industry Standard Used for Vent 3/8" NPT



\*Optional CGA Standard Vent/Liquid — CGA 622 Part # CGA-62238

**INERT ARGON/NITROGEN DUST CAPS**

**CGA 580 DUST CAP**

Part # CGA-580DC

Dust Cap for Inert Gas use CGA 580



**CGA 295 DUST CAP**

Part # CGA-295DC

Dust Cap for Inert Vent and Liquid



**OXYGEN DUST CAPS**

**CGA 540 DUST CAP**

Part # CGA-540DC


Gas Dust Cap and Chain for CGA 540



**CGA 440 DUST CAP**

Part # CGA-440DC

Oxygen Vent and Liquid use



**Safety Notice**

Cryogenic fluids can cause severe burns. Vessels under pressure should not be worked on until vessel pressure and product is removed. For protection against injury, be sure to wear face, hand and body safety equipment before working on or with cryogenic and gas products. Be sure that tools, hands, parts and work area are free from any hydrocarbons. Specifically any dirt, oil or grease.

Parts must be cleaned for oxygen service if they will be exposed to product.

**CARBON DIOXIDE DUST CAPS**

**CGA 320 DUST CAP**

Part # CGA-320DC


Dust Cap for CO<sup>2</sup> Gas/Liquid 3/8" NPT



**CGA 295 DUST CAP**

Part # CGA-295DC

Dust Cap for Vent



\*Optional CGA Standard Vent/Liquid — CGA 622 Part # CGA-622DC

**TAMPER DEVICE KITS**

Oxygen — 1 Kit

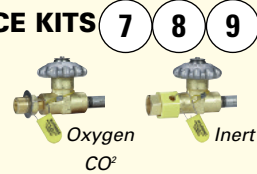
Part # CGP-23

Inert — 1 Kit

Part # CGP-13

CO<sup>2</sup> — 1 Kit

Part # CGP-25



**RUPTURE DISC**

Part # BD-350

Rupture Disc 1/4 NPT



Text and Illustration copyright © 2007 by Ratermann Manufacturing, Inc. All Rights Reserved.

**DUAL RELIEF VALVE**

Part # LR-350

Relief Valve Brass  
1/4 NPT 350 PSI



**PRESSURE RELIEF I.D. DISC**

Part # DS-350

Color-coded pressure relief I.D. discs are imprinted with the appropriate pressure of safety relief.



**GAUGE**

Part # PG-600

Pressure Gauge 2" Dial  
0-600 PSI/BAR/KPA



**LABEL LIQUID**

Part # DL-OL

Decal -  
Liquid Valve



**LABEL GAS**

Part # DL-OG

Decal - Gas



**LABEL VENT**

Part # DL-OV

Decal - Vent



**LABEL PB**

Part # DL-OPB

Decal - Pressure  
Builder Valve



**GAS USE VALVE**

Part # VR-38F218TB-G

Green Handle - Valve Brass  
GH 3/8 FPT x 3/8 SCH 10  
(VALVE REBUILD KIT Pt # VR-RBK1)



**VENT USE VALVE**

Part # VR-38F218TB-S

Silver Handle - Valve Brass  
GH 3/8 FPT x 3/8 SCH 10  
(VALVE REBUILD KIT Pt # VR-RBK1)



**LIQUID USE VALVE**

Part # VR-38F218TB-B

Blue Handle - Valve Brass  
BH 3/8 FPT x 3/8 SCH 10  
(VALVE REBUILD KIT Pt # VR-RBK1)



**VALVE PRESSURE BUILDER**

Part # VR-38F38F

Short-stem shut off  
valves 3/8" FNPT  
(VALVE REBUILD KIT Pt # VR-RBK1)



**CAP**

Part # DC-CAP

Cap Vinyl -  
Plastic Blue



**CAP**

Part # PC-MS

Pumpout Cap



**DEWAR 360° WRAP AROUND TAPE**

Part #'s for Gas Tape:

DG-TC Carbon Dioxide  
DG-TO Oxygen  
DG-TN Nitrogen  
DG-TA Argon



Part #'s for Medical Tape:

DG-MEDO Medical Oxygen  
DG-MEDN Medical Nitrogen  
DG-MEDNO Med Nitrous Oxide  
DG-MEDCO2 Med Carbon Dioxide

**DEWAR LABELS**

Part #'s

DB-O Oxygen  
DB-A Argon  
DB-N Nitrogen  
DB-CO2 CO2  
DB-USP Oxygen USP  
DB-NNF Nitrogen NF  
DB-NOUSP Nitrous Oxide USP  
DB-CO2USP Carbon Dioxide USP



**LABEL BUFFER**

Part # LB-D160B

Color coded bands can be used to identify pressure: Yellow for 22 PSI, Blue for 235 PSI, and gray.



**ECONOMIZER REGULATOR**


Part # CE-325



**ELBOW**

Part # FIT-90ECF38M14

Elbow Brass 90D  
3/8 ODT x 1/4 NPT



**TUBING**

Part # TB-COPPER



**ELBOW**

Part # EC-M4M

Elbow Brass 90D  
3/8 ODT x 3/8 NPT



**PRESSURE BUILDER REGULATOR**

Part # CR-300



**ELBOW**

Part # FIT-90ECF38M14

Elbow Brass 90D  
3/8 ODT x 1/4 NPT



**TUBING**

Part # TB-COPPER



**SCREW**

Part # CSS-M4



**SIGHT GAUGE PROTECTOR**

Part # SGP-FO



**WASHERS**

Part # LC-M4




**GAUGE**

Part # LL-CSI-CL



**DECALS**

Part #'s SG-DA Argon  
# SG-DCO2 Carbon Dioxide  
# SG-DN Nitrogen  
# SG-DN20 Nitrous Oxide  
# SG-DO Oxygen



**O-RING**

Part # LL-CSI-CL-OR



**SPRING**

Part # SG-SPRING



**COLLAR**

Part # FR-CL



**SCREW**

Part # SG-SCREW



**FLOAT ROD**

Part #'s FR-ADC265

FR-120LP

FR-A200-SG

FR-180

FR-A160-SG  
FR-ACC230LP-SG



**ELBOW**

Part #

FIT-90ECF38M14

Elbow Brass 90D  
3/8 ODT x 1/4 NPT



**TEE**

Part #

FIT-TBLOCK14



**ELBOW**

Part # EC-14M

Elbow Brass 90D  
1/4 NPT x 1/4 FPT



**TIP**

Part # LL-CSI-TIP



**MEDICAL CGA FITTINGS**

**TAMPER PROOF DEVICE**

This system cannot be removed without rendering the CGA outlet connection unusable.



**INERT**

1 Part # TPG-580 CGA 580  
(Gas use)

2 3 Part # TPG-295 CGA 295  
(Vent & Liquid use)

**OXYGEN**

1 Part # TPG-540 CGA 540  
(Gas use)

2 3 Part # TPG-440 CGA 440  
(Vent & Liquid use)


**CARBON DIOXIDE**

1 Part # TPG-320 CGA 320  
(CO<sub>2</sub> Gas)

2 3 Part # TPG-622 CGA 622  
(Vent & Liquid use)



**CROSS**  
Part # FIT-X14  
Cross Brass 1/4 FPT Forged




**CGA FITTINGS AND DUST CAPS**

**INERT ARGON/NITROGEN FITTINGS**

**CGA 580**  
Part # CGA-58038  
Inert Gas 3/8" NPT



**CGA 295**  
Part # CGA-29538  
Inert Vent and Liquid 3/8" NPT



**OXYGEN FITTINGS**

**CGA 540**  
Part # CGA-54038  
Oxygen Gas use 3/8" NPT



**CGA 440**  
Part # CGA-44038  
Oxygen Vent and Liquid use 3/8" NPT




**INERT ARGON/NITROGEN DUST CAPS**

**CGA 580 DUST CAP**  
Part # CGA-580DC  
Dust Cap for Inert Gas use CGA 580



**CGA 295 DUST CAP**  
Part # CGA-295DC  
Dust Cap for Inert Vent and Liquid




**OXYGEN DUST CAPS**

**CGA 540 DUST CAP**  
Part # CGA-540DC  
Gas Dust Cap and Chain for CGA 540



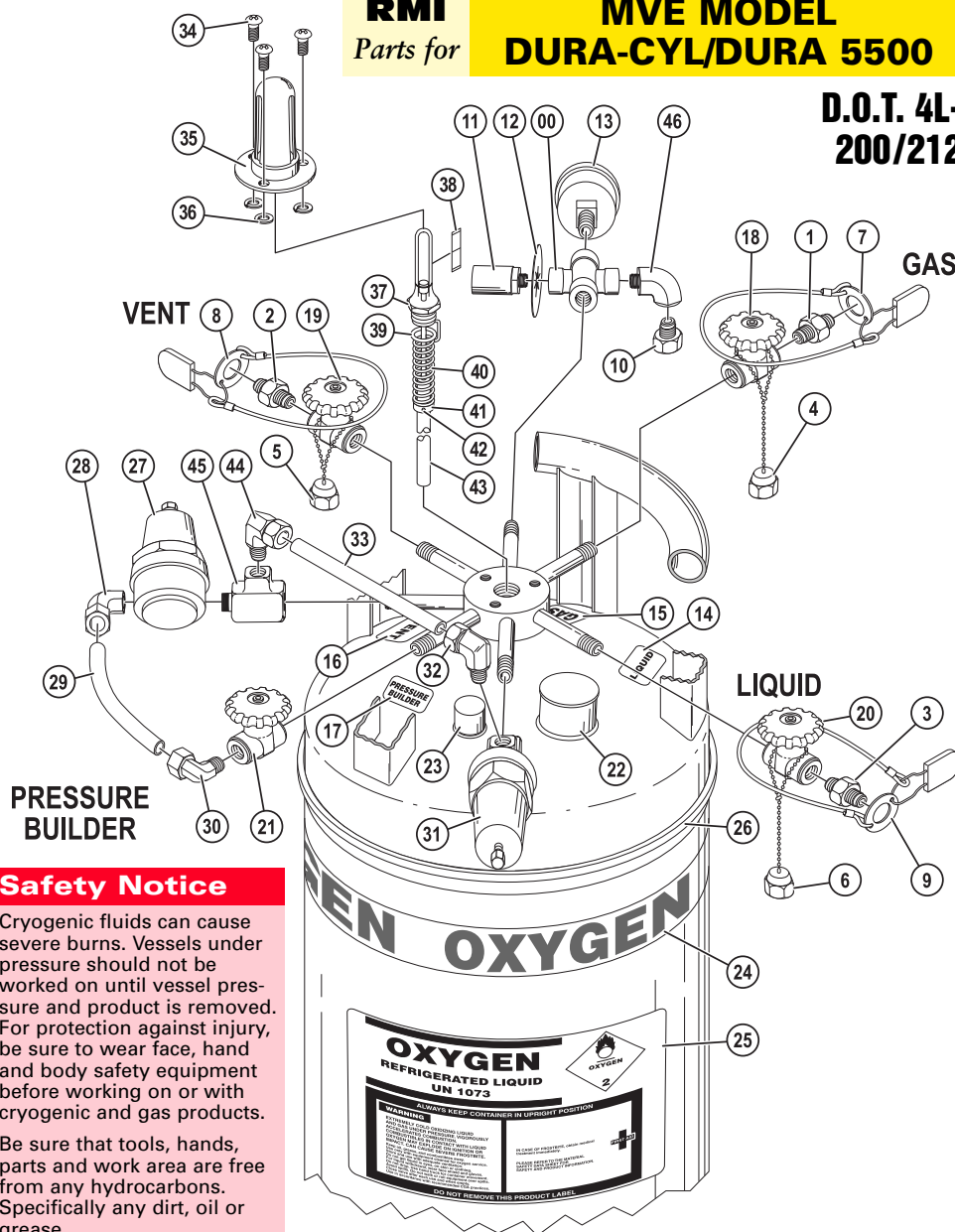
**CGA 440 DUST CAP**  
Part # CGA-440DC  
Oxygen Vent and Liquid use



**UPDATE TO  
FLOAT GAUGE STYLE  
CONVERSION KITS  
AVAILABLE ON  
PAGE 1D-72**

**RMI** Parts for **MVE MODEL DURA-CYL/DURA 5500**

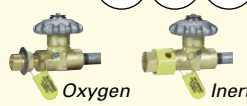
**D.O.T. 4L-200/212**



**Safety Notice**  
Cryogenic fluids can cause severe burns. Vessels under pressure should not be worked on until vessel pressure and product is removed. For protection against injury, be sure to wear face, hand and body safety equipment before working on or with cryogenic and gas products.  
Be sure that tools, hands, parts and work area are free from any hydrocarbons. Specifically any dirt, oil or grease.  
Parts must be cleaned for oxygen service if they will be exposed to product.

Text and illustration copyright © 2007 by Ratermann Manufacturing, Inc. All Rights Reserved.


**TAMPER DEVICE KITS** 7 8 9  
Oxygen - 1 Kit Part # CGP-23  
Inert - 1 Kit Part # CGP-13



**RUPTURE DISC** 10  
Part # BD-230  
Rupture Disc 1/4" NPT



**RELIEF VALVE** 11  
Part # LPR-230  
Relief Valve Brass 1/4 NPT 230 PSI



**PRESSURE RELIEF I.D. DISC** 12  
Part # DS-230  
Color-coded pressure relief I.D. discs are imprinted with the appropriate pressure of safety relief.



**GAUGE** 13  
Part # PG-400  
Pressure Gauge 2" Dial 0-400 PSI/BAR/KPA



**LABEL LIQUID** 14  
Part # DL-OL  
Decal - Liquid Valve



**LABEL GAS**

Part # DL-OG  
Decal - Gas

15



**LABEL VENT**

Part # DL-OV  
Decal - Vent

16



**LABEL PB**

Part # DL-OPB  
Decal - Pressure  
Builder Valve

17



**GAS USE VALVE**

Part # VR-38F218TB-G  
Green Handle - Valve Brass  
GH 3/8 FPT x 3/8 SCH 10  
(VALVE REBUILD KIT Pt # VR-RBK1)

18



**VENT USE VALVE**

Part # VR-38F218TB-S  
Silver Handle - Valve Brass  
GH 3/8 FPT x 3/8 SCH 10  
(VALVE REBUILD KIT Pt # VR-RBK1)

19



**LIQUID USE VALVE**

Part # VR-38F218TB-B  
Blue Handle - Valve Brass  
BH 3/8 FPT x 3/8 SCH 10  
(VALVE REBUILD KIT Pt # VR-RBK1)

20



**VALVE PRESSURE  
BUILDER**

Part # VR-38F38F  
Short-stem shut off  
valves 3/8" FNPT  
(VALVE REBUILD KIT Pt # VR-RBK1)

21



**CAP**

Part # DC-CAP  
Cap Vinyl -  
Plastic Blue

22



**CAP**

Part # PC-MS  
Pumpout Cap

23



**DEWAR 360°  
WRAP AROUND TAPE**

Part #'s for Gas Tape:  
DG-TO Oxygen  
DG-TN Nitrogen  
DG-TA Argon

24



**Part #'s for Medical Tape:**

DG-MEDO Medical Oxygen  
DG-MEDN Medical Nitrogen  
DG-MEDNO Med Nitrous Oxide




**DEWAR LABELS**

Part #'s

DB-O Oxygen  
DB-A Argon  
DB-N Nitrogen  
DB-USP Oxygen USP  
DB-NNF Nitrogen NF  
DB-NOUSP Nitrous Oxide USP


25



**LABEL BUFFER**

Part # LB-D160B  
Color coded bands can be used to  
identify pressure: Yellow for 22  
PSI, Blue for 235 PSI, and gray.

26



**PRESSURE BUILDER  
REGULATOR**

Part # CR-125

27



**ELBOW**

Part #  
FIT-90ECF38M14  
Elbow Brass 90D  
3/8 ODT x 1/4 NPT

28



**TUBING**

Part # TB-COPPER

29



**ELBOW**

Part # EC-M4M  
Elbow Brass 90D  
3/8 ODT x 3/8 NPT

30



**ECONOMIZER  
REGULATOR**

Part # CE-140

31



**ELBOW**

Part #  
FIT-90ECF38M14  
Elbow Brass 90D  
3/8 ODT x 1/4 NPT

32



**TUBING**

Part # TB-COPPER

33



**SCREW**

Part # CSS-M4

34



**SIGHT GAUGE  
PROTECTOR**

Part # SGP-FB

35



**WASHERS**

Part # LC-M4

36



**GAUGE**

Part # LL-OS-CL


37



**DECALS**

Part #'s SG-DA Argon  
# SG-DCO2 Carbon Dioxide  
# SG-DN Nitrogen  
# SG-DN2O Nitrous Oxide  
# SG-DO Oxygen

38



**O-RING**

Part # LL-OS-CL-OR

39



**SPRING**

Part # SG-SPRING

40



**COLLAR**

Part # FR-CL  
# SG-COLLAR

41



**SCREW**

Part # SG-SCREW

42



**FLOAT ROD**

Part #'s FR-ADC265  
FR-120LP  
FR-A200-SG  
FR-180

43



**ELBOW**

Part #  
FIT-90ECF38M14  
Elbow Brass 90D  
3/8 ODT x 1/4 NPT

44



**TEE**

Part #  
FIT-TBLOCK14

45



**ELBOW**

Part # EC-14M  
Elbow Brass 90D  
1/4 NPT x 1/4 FPT

46



**MEDICAL CGA FITTINGS**

**TAMPER PROOF DEVICE**

This system cannot be removed  
without rendering the CGA  
outlet connection unusable.



**INERT**

1 Part # TPG-580 CGA 580  
(Gas use)  
2 3 Part # TPG-295 CGA 295  
(Vent & Liquid use)

**OXYGEN**

1 Part # TPG-540 CGA 540  
(Gas use)  
2 3 Part # TPG-440 CGA 440  
(Vent & Liquid use)

**OPTIONS**

**REGULATOR  
LOCK OUT**


Part # RPR-00  
Tamper Proof  
Device Without  
Label



**CROSS**

Part # FIT-X14

Cross Brass 1/4 FPT Forged




**CGA FITTINGS AND DUST CAPS**

**INERT ARGON/NITROGEN FITTINGS**

**CGA 295**

Part # CGA-29538

Inert Vent and Liquid 3/8" NPT



**OXYGEN FITTINGS**

**CGA 440**

Part # CGA-44038

Oxygen Vent and Liquid use 3/8" NPT




**INERT ARGON/NITROGEN DUST CAPS**

**CGA 295 DUST CAP**

Part # CGA-295DC

Dust Cap for Inert Vent and Liquid




**OXYGEN DUST CAPS**

**CGA 440 DUST CAP**

Part # CGA-440DC

Oxygen Vent and Liquid use



**TEFLON PASTE AND TAPE**

Oxygen Safe, Chemically Inert, and Odor Free

FORMULA-8 is used by thousands of welding and general supply companies and equipment manufacturers worldwide.

Teflon Paste



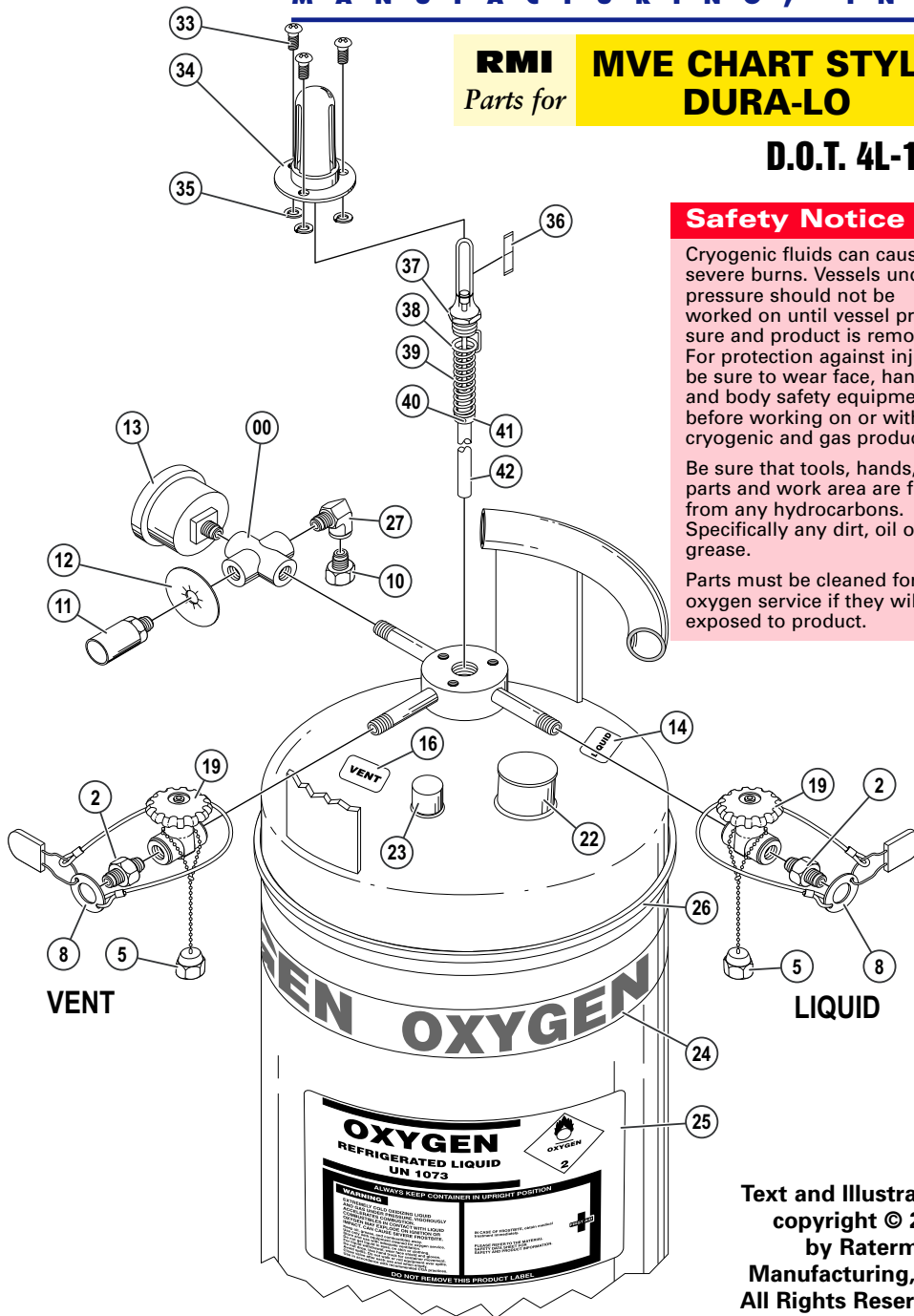
Teflon Tape

Part #	Description
Tape-1	1/4" Teflon Tape
Tape-2	1/2" Teflon Tape
Tape-3	3/4" Teflon Tape
Oxy-Teflon 8	Teflon Paste

**RMI RATERMANN MANUFACTURING, INC.**

**RMI MVE CHART STYLE DURA-LO**

**D.O.T. 4L-100**



**Safety Notice**

Cryogenic fluids can cause severe burns. Vessels under pressure should not be worked on until vessel pressure and product is removed. For protection against injury, be sure to wear face, hand and body safety equipment before working on or with cryogenic and gas products.

Be sure that tools, hands, parts and work area are free from any hydrocarbons. Specifically any dirt, oil or grease.


Parts must be cleaned for oxygen service if they will be exposed to product.

Text and Illustration copyright © 2007 by Ratermann Manufacturing, Inc. All Rights Reserved.

**TAMPER DEVICE KITS**

Oxygen - 1 Kit Part # CGP-23

Inert - 1 Kit Part # CGP-13



**PRESSURE RELIEF I.D. DISC**

Part # DS-22


Color-coded pressure relief I.D. discs are imprinted with the appropriate pressure of safety relief.



**RUPTURE DISC**

Part # BD-22


Rupture Disc 1/4 NPT



**RELIEF VALVE**

Part # LPR-22

Relief Valve Brass 1/4 NPT 22 PSI



**GAUGE**

Part # PG-100

Pressure Gauge 2" Dial 0-100 PSI/BAR/KPA



**LABEL LIQUID**

Part # DL-OL

Decal - Liquid Valve



**LABEL VENT**

Part # DL-OV  
Decal - Vent

16



**VENT USE VALVE**

Part # VR-38F218TB-S  
Silver Handle - Valve Brass  
GH 3/8 FPT x 3/8 SCH 10  
(VALVE REBUILD KIT Pt # VR-RBK1)

19



**LIQUID USE VALVE**

Part # VR-38F218TB-B  
Blue Handle - Valve Brass  
BH 3/8 FPT x 3/8 SCH 10  
(VALVE REBUILD KIT Pt # VR-RBK1)


20



**CAP**

Part # CD-CAP  
Cap Vinyl - Plastic Blue

22



**CAP**

Part # PC-MS  
Pumpout Cap

23



**MEDICAL TAPE**

Part #'s for Medical Tape:  
DG-MEDO Medical Oxygen  
DG-MEDN Medical Nitrogen  
DG-MEDNO Med Nitrous Oxide

24

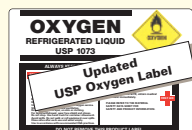


**DEWAR LABELS**

Part #'s

- DB-O Oxygen
- DB-A Argon
- DB-N Nitrogen
- DB-USP Oxygen USP
- DB-NNF Nitrogen NF
- DB-NOUSP Nitrous Oxide USP

25



**LABEL BUFFER**

Part # LB-D160B  
Color coded bands can be used to identify pressure: Yellow for 22 PSI, Blue for 235 PSI, and gray.

26



**ELBOW**

Part # EC-14M  
Elbow Brass 90D  
1/4 NPT x 1/4 FPT

27



**SCREW**

Part # CSS-M4

33



**SIGHT GAUGE PROTECTOR**

Part # SGP-FY

34



**WASHERS**

Part # LC-M4

35



**DECALS**

Part #'s SG-DA ARGON  
SG-DN NITROGEN  
SG-DO OXYGEN  
SG-DN20 NITROUS OXIDE

36



**GAUGE**

Part # LL-OS-CL

37



**O-RING**

Part # LL-OS-CL-OR


38



**SPRING**

Part # SG-SPRING

39



**COLLAR**

Part # FR-CL  
# SG-COLLAR

40



**SCREW**

Part # SG-SCREW

41



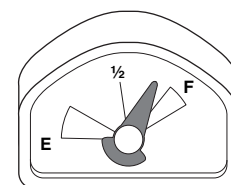
**FLOAT ROD**

Part #'s FR-ADC265  
# FR-120LP # FR-A160-SG  
# FR-A200-SG # FR-ACC230LP-SG  
# FR-180

42

**GAUGE UPDATE**

**THE NEW EASY TO READ GAUGE STYLE**



**See Page 1D-71 For Conversion Kits**

**MEDICAL CGA FITTINGS**

**TAMPER PROOF DEVICE**

This system cannot be removed without rendering the CGA outlet connection unusable.



**INERT**

Part # TPG-295 CGA 295  
(Vent & Liquid use)

**SAFETY FIRST**

**WEAR PROTECTIVE APPAREL WHEN RISK IS PRESENT**

**KEEP GLOVES AND APRONS READILY ACCESSIBLE**

*Please see pages 1A-6 and 2A-2 for more information.*



**OPTIONS**

**DEWAR CERT POUCH**

Part # CP-5  
Optional tie wrap available




**DEWAR OPERATION LABELS**

Part #'s  
DL-01 Operation & Safety  
DL-02 Common Questions  
DL-03 CGA Warning Label  
DL-04 Pressure Relief Reference Label  
DL-10 CGA Red Warning



**REGULATOR LOCK OUT**

Part # RPR-00  
Tamper Proof Device Without Label



**CROSS**

Part # FIT-X14

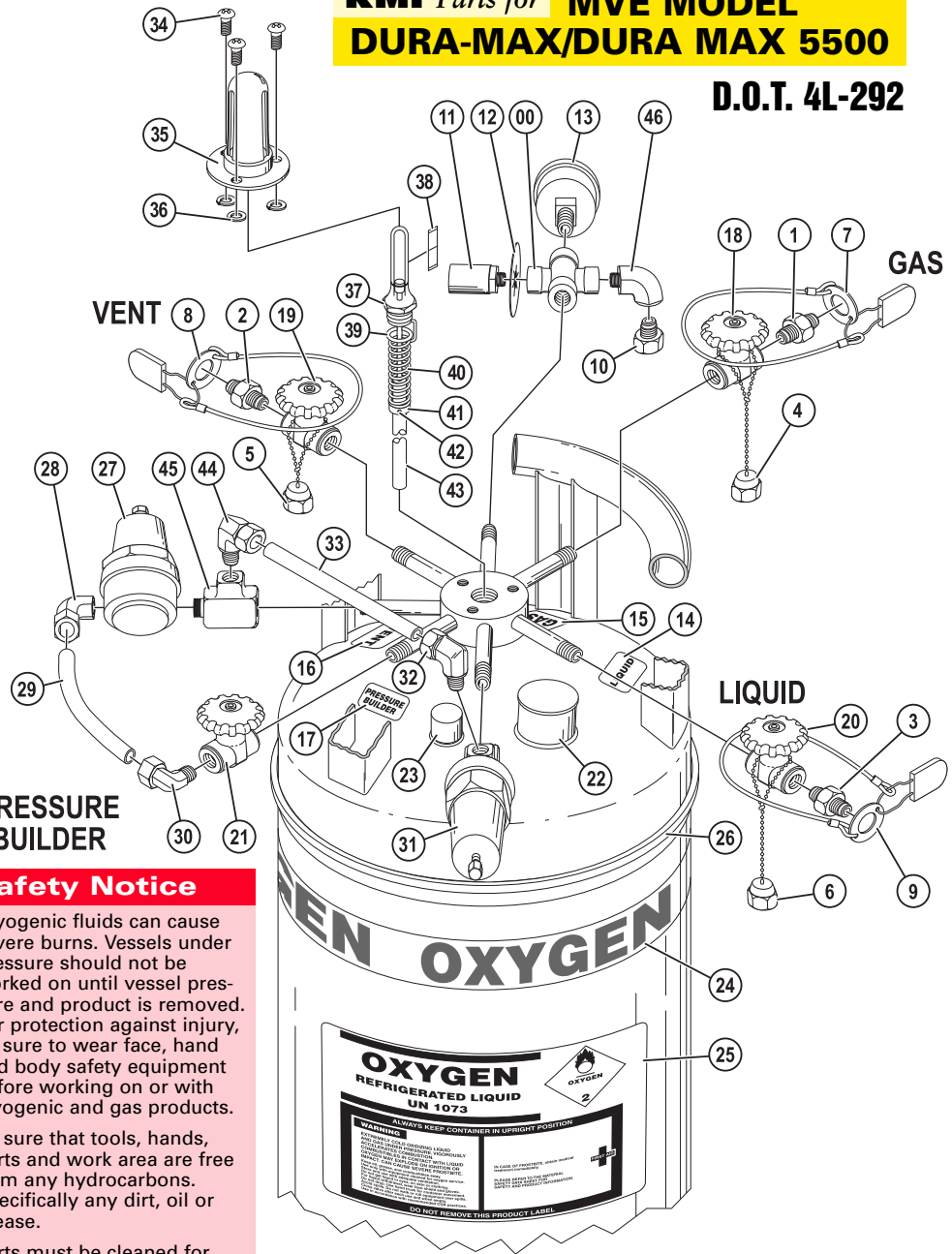
Cross Brass 1/4 FPT Forged



**RMI RATERMANN**  
MANUFACTURING, INC.

**RMI Parts for MVE MODEL DURA-MAX/DURA MAX 5500**

**D.O.T. 4L-292**




**CGA FITTINGS AND DUST CAPS**

**INERT ARGON/NITROGEN FITTINGS**


**CGA 580**

Part # CGA-58038  
Inert Gas 3/8" NPT



**CGA 295**


Part # CGA-29538  
Inert Vent and Liquid 3/8" NPT



**OXYGEN FITTINGS**

**CGA 540**

Part # CGA-54038  
Oxygen Gas use 3/8" NPT



**CGA 440**

Part # CGA-44038  
Oxygen Vent and Liquid use 3/8" NPT



**CARBON DIOXIDE FITTINGS**


**CGA 320**

Part # CGA-32038  
For CO<sup>2</sup> 3/8" NPT  
Used for Gas/Liquid



**CGA 295**

Part # CGA-29538  
Industry Standard  
Used for Vent 3/8" NPT



\*Optional CGA Standard  
Vent/Liquid — CGA 622  
Part # CGA-62238

**INERT ARGON/NITROGEN DUST CAPS**

**CGA 580 DUST CAP**

Part # CGA-580DC  
Dust Cap for Inert Gas use CGA 580



**CGA 295 DUST CAP**

Part # CGA-295DC  
Dust Cap for Inert Vent and Liquid



**OXYGEN DUST CAPS**


**CGA 540 DUST CAP**

Part # CGA-540DC  
Gas Dust Cap and Chain for CGA 540



**CGA 440 DUST CAP**

Part # CGA-440DC  
Oxygen Vent and Liquid use



**PRESSURE BUILDER**

**Safety Notice**

Cryogenic fluids can cause severe burns. Vessels under pressure should not be worked on until vessel pressure and product is removed. For protection against injury, be sure to wear face, hand and body safety equipment before working on or with cryogenic and gas products.

Be sure that tools, hands, parts and work area are free from any hydrocarbons. Specifically any dirt, oil or grease.

Parts must be cleaned for oxygen service if they will be exposed to product.

**CARBON DIOXIDE DUST CAPS**


**CGA 320 DUST CAP**

Part # CGA-320DC  
Dust Cap for CO<sup>2</sup> Gas/Liquid 3/8" NPT



**CGA 295 DUST CAP**

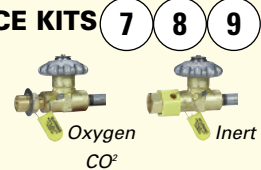
Part # CGA-295DC  
Dust Cap for Vent



\*Optional CGA Standard  
Vent/Liquid — CGA 622 Part # CGA-622DC

**TAMPER DEVICE KITS**

Oxygen — 1 Kit  
Part # CGP-23  
Inert — 1 Kit  
Part # CGP-13  
CO<sup>2</sup> — 1 Kit  
Part # CGP-25



**RUPTURE DISC**

Part # BD-350  
Rupture Disc  
1/4 NPT



**RELIEF VALVE**

Part # LPR-350

Relief Valve Brass  
1/4 NPT 350 PSI



**PRESSURE RELIEF I.D. DISC**

Part # DS-350

Color-coded pressure relief I.D. discs are imprinted with the appropriate pressure of safety relief.



**GAUGE**

Part # PG-600

Pressure Gauge 2" Dial  
0-600 PSI/BAR/KPA



**LABEL LIQUID**

Part # DL-OL

Decal -  
Liquid Valve



**LABEL GAS**

Part # DL-OG

Decal - Gas



**LABEL VENT**

Part # DL-OV

Decal - Vent



**LABEL PB**

Part # DL-OPB


Decal - Pressure  
Builder Valve



**GAS USE VALVE**

Part # VR-38F218TB-G

Green Handle - Valve Brass  
GH 3/8 FPT x 3/8 SCH 10  
(VALVE REBUILD KIT Pt # VR-RBK1)



**VENT USE VALVE**

Part # VR-38F218TB-S

Silver Handle - Valve Brass  
GH 3/8 FPT x 3/8 SCH 10  
(VALVE REBUILD KIT Pt # VR-RBK1)



**LIQUID USE VALVE**

Part # VR-38F218TB-B

Blue Handle - Valve Brass  
BH 3/8 FPT x 3/8 SCH 10  
(VALVE REBUILD KIT Pt # VR-RBK1)



**VALVE PRESSURE BUILDER**

Part # VR-38F38F

Short-stem shut off  
valves 3/8" FNPT  
(VALVE REBUILD KIT Pt # VR-RBK1)



**CAP**

Part # DC-CAP

Cap Vinyl -  
Plastic Blue



**CAP**

Part # PC-MS

Pumpout Cap



**DEWAR 360° WRAP AROUND TAPE**

Part #'s for Gas Tape:

DG-TC Carbon Dioxide  
DG-TO Oxygen  
DG-TN Nitrogen  
DG-TA Argon



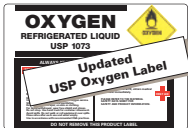
Part #'s for Medical Tape:

DG-MEDO Medical Oxygen  
DG-MEDN Medical Nitrogen  
DG-MEDNO Med Nitrous Oxide  
DG-MEDCO2 Med Carbon Dioxide

**DEWAR LABELS**

Part #'s

DB-O Oxygen  
DB-A Argon  
DB-N Nitrogen  
DB-CO2 CO2  
DB-USP Oxygen USP  
DB-NNF Nitrogen NF  
DB-NOUSP Nitrous Oxide USP  
DB-CO2USP Carbon Dioxide USP



**LABEL BUFFER**

Part # LB-D160B

Color coded bands can be used to identify pressure: Yellow for 22 PSI, Blue for 235 PSI, and gray.



**PRESSURE BUILDER REGULATOR**

Part # CR-300



**ELBOW**

Part # FIT-90ECF38M14

Elbow Brass 90D  
3/8 ODT x 1/4 NPT



**TUBING**

Part # TB-COPPER



**ELBOW**

Part # EC-M4M

Elbow Brass 90D  
3/8 ODT x 3/8 NPT



**ECONOMIZER REGULATOR**

Part # CE-325



**ELBOW**

Part # FIT-90ECF38M14

Elbow Brass 90D  
3/8 ODT x 1/4 NPT




**TUBING**

Part # TB-COPPER



**SCREW**

Part # CSS-M4



**SIGHT GAUGE PROTECTOR**

Part # SGP-FO



**WASHERS**

Part # LC-M4



**GAUGE**

Part # LL-OS-CL



**DECALS**

Part #'s SG-DA Argon  
# SG-DCO2 Carbon Dioxide  
# SG-DN Nitrogen  
# SG-DN20 Nitrous Oxide  
# SG-DO Oxygen



**O-RING**

Part # LL-OS-CL-OR



**SPRING**

Part # SG-SPRING



**COLLAR**

Part # FR-CL  
# SG-COLLAR



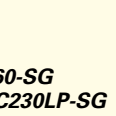
**SCREW**

Part # SG-SCREW



**FLOAT ROD**

Part #'s FR-ADC265  
FR-120LP  
FR-A200-SG  
FR-180  
FR-A160-SG  
FR-ACC230LP-SG



**ELBOW**

Part # FIT-90ECF38M14

Elbow Brass 90D  
3/8 ODT x 1/4 NPT



**TEE**

Part # FIT-TBLOCK14



**ELBOW**

Part # EC-14M

Elbow Brass 90D  
1/4 NPT x 1/4 FPT



**MEDICAL CGA FITTINGS**

**TAMPER PROOF DEVICE**

This system cannot be removed without rendering the CGA outlet connection unusable.



**INERT**

1 Part # TPG-580 CGA 580 (Gas use)  
2 3 Part # TPG-295 CGA 295 (Vent & Liquid use)

**OXYGEN**

1 Part # TPG-540 CGA 540 (Gas use)  
2 3 Part # TPG-440 CGA 440 (Vent & Liquid use)


**CARBON DIOXIDE**

1 Part # TPG-320 CGA 320 (CO<sup>2</sup> Gas)  
2 3 Part # TPG-622 CGA 622 (Vent & Liquid use)

**CROSS**

Part # FIT-X14

Cross Brass 1/4 FPT Forged



**RMI RATERMANN**  
MANUFACTURING, INC.

**RMI**  
Parts for

**MVE MODEL**  
**DURA-MITE**

**D.O.T. 4L-372**

**GAS/VENT**

**CGA FITTINGS AND DUST CAPS**

**INERT ARGON/NITROGEN FITTINGS**

**CGA 580**

Part # CGA-58038


Inert Gas 3/8" NPT



**CGA 295**

Part # CGA-29538

Inert Vent and Liquid 3/8" NPT




**OXYGEN FITTINGS**

**CGA 540**

Part # CGA-54038

Oxygen Gas use 3/8" NPT



**CGA 440**

Part # CGA-44038

Oxygen Vent and Liquid use 3/8" NPT



**INERT ARGON/NITROGEN DUST CAPS**

**CGA 580 DUST CAP**

Part # CGA-580DC

Dust Cap for Inert Gas use CGA 580



**CGA 295 DUST CAP**

Part # CGA-295DC

Dust Cap for Inert Vent and Liquid



**OXYGEN DUST CAPS**

**CGA 540 DUST CAP**

Part # CGA-540DC

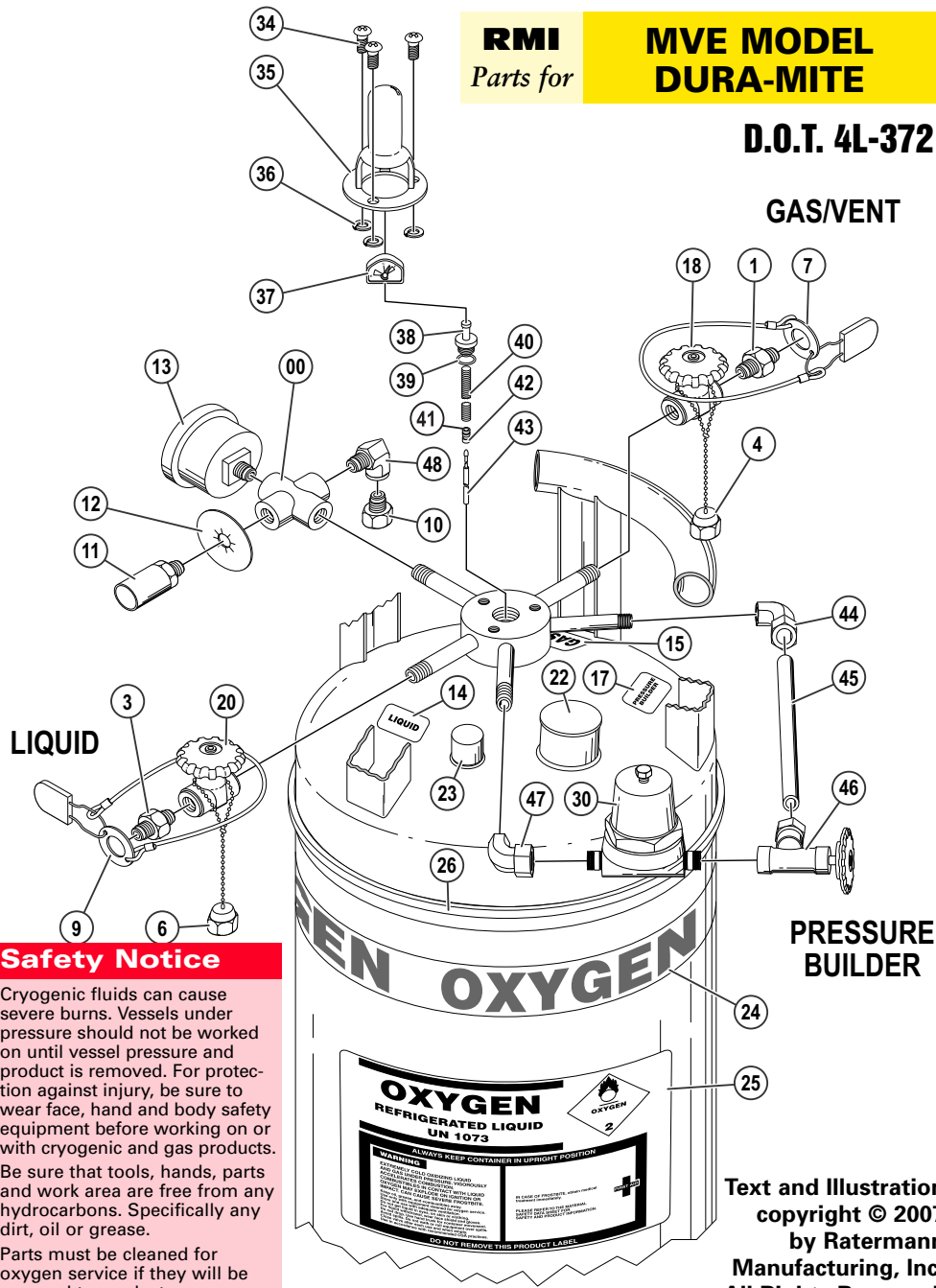
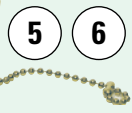
Gas Dust Cap and Chain for CGA 540



**CGA 440 DUST CAP**

Part # CGA-440DC

Oxygen Vent and Liquid use



**Safety Notice**

Cryogenic fluids can cause severe burns. Vessels under pressure should not be worked on until vessel pressure and product is removed. For protection against injury, be sure to wear face, hand and body safety equipment before working on or with cryogenic and gas products. Be sure that tools, hands, parts and work area are free from any hydrocarbons. Specifically any dirt, oil or grease. Parts must be cleaned for oxygen service if they will be exposed to product.

Text and Illustration copyright © 2007 by Ratermann Manufacturing, Inc. All Rights Reserved.



*Oxygen Safe Valve Leak Check*

see page **8A-13** for more info

**TAMPER DEVICE KITS**

Oxygen - 1 Kit

Part # CGP-23

Inert - 1 Kit

Part # CGP-13



**RUPTURE DISC**

Part # BD-350

Rupture Disc 1/4" NPT



**RELIEF VALVE**

Part # LPR-350

Relief Valve Brass 1/4 NPT 350 PSI



**PRESSURE RELIEF I.D. DISC**

Part # DS-350

Color-coded pressure relief I.D. discs are imprinted with the appropriate pressure of safety relief.



**GAUGE**

Part # PG-600

Pressure Gauge 2" Dial 0-600 PSI/BAR/KPA



**LABEL LIQUID**

Part # DL-OL

Decal - Liquid Valve



**LABEL GAS**

Part # DL-OG  
Decal - Gas

15



**LABEL PB**

Part # DL-OPB  
Decal - Pressure  
Builder Valve

17



**GAS USE VALVE**

Part # VR-38F218TB-G  
Green Handle - Valve Brass  
GH 3/8 FPT x 3/8 SCH 10  
(VALVE REBUILD KIT Pt # VR-RBK1)

18



**LIQUID USE VALVE**

Part # VR-38F218TB-B  
Blue Handle - Valve Brass  
BH 3/8 FPT x 3/8 SCH 10  
(VALVE REBUILD KIT Pt # VR-RBK1)

20



**CAP**

Part # DC-CAP  
Cap Vinyl -  
Plastic Blue

22



**CAP**

Part # PC-MS  
Pumpout Cap

23



**DEWAR 360°  
WRAP AROUND TAPE**

Part #'s for Gas Tape:  
DG-TO Oxygen  
DG-TN Nitrogen  
DG-TA Argon

24



Part #'s for Medical Tape:

DG-MEDO Medical Oxygen  
DG-MEDN Medical Nitrogen  
DG-MEDNO Med Nitrous Oxide



**DEWAR LABELS**

Part #'s

DB-O Oxygen

DB-A Argon

DB-N Nitrogen

DB-USP Oxygen USP

DB-NNF Nitrogen NF

DB-NOUSP Nitrous Oxide USP

25



**LABEL BUFFER**

Part # LB-D160B

Color coded bands can be used to  
identify pressure: Yellow for 22  
PSI, Blue for 235 PSI, and gray.

26



**PRESSURE BUILDER  
REGULATOR**

Part # CR-300

30



**SCREW**

Part # CSS-M4

34



**SIGHT GAUGE  
PROTECTOR**

Part # SGP-FO

35



**WASHERS**

Part # LC-M4

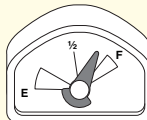
36



**CONTENTS GAUGE**

Part #'s LL-R  
LL-RN Nitrogen | LL-RNO N2O  
LL-RO Oxygen  
LL-RA Argon

37



**PLUG**

Part #  
FIT-PLUGKNRC-2

38



**O-RING**

Part # LL-OS-CL-OR

39



**SPRING**

Part # RC-SPRING

40



**COLLAR**

Part # RC-SC9/32ID

41



**SCREW**

Part # SG-SCREW

42



**FLOAT ROD**

Part # FR-M-230  
# FR-M-180  
# FR-M-160

43



**ELBOW**

Part #  
FIT-90ECF14F14  
Elbow Brass 90D  
1/4 ODT x 1/4 FPT

44



**TUBING**

Part # TUBE-18


45



**VALVE  
PRESSURE  
BUILDER**

Part # CVL-M7PB

46



**ELBOW**

Part # EC-14M  
Elbow Brass 90D  
1/4 NPT x 1/4 FPT

47



**ELBOW**

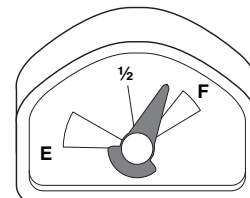
Part # EC-14M  
Elbow Brass 90D  
1/4 NPT x 1/4 FPT

48



**GAUGE UPDATE**

**THE NEW EASY TO READ  
GAUGE STYLE**



**See Page 1D-71  
For Conversion Kits**

**MEDICAL CGA FITTINGS**

**TAMPER PROOF DEVICE**

This system cannot be removed  
without rendering the CGA  
outlet connection unusable.



**INERT**

1 Part # TPG-580 CGA 580  
(Gas use)

2 3 Part # TPG-295 CGA 295  
(Vent & Liquid use)

**OXYGEN**

1 Part # TPG-540 CGA 540  
(Gas use)

2 3 Part # TPG-440 CGA 440  
(Vent & Liquid use)

**OPTIONS**

**DEWAR CERT  
POUCH**

Part # CP-5  
Optional tie wrap  
available



**DEWAR  
OPERATION  
LABELS**

Part #'s  
DL-01 Operation & Safety  
DL-02 Common Questions  
DL-03 CGA Warning Label  
DL-04 Pressure Relief  
Reference Label  
DL-10 CGA Red Warning



**REGULATOR  
LOCK OUT**

Part # RPR-00  
Tamper Proof  
Device Without  
Label



**CROSS**

Part # FIT-X14

Cross Brass 1/4 FPT Forged



**RMI RATERMANN MANUFACTURING, INC.**

**RMI MVE MODEL DURA TECH HPG**

**D.O.T. 4L-292**

**CGA FITTINGS AND DUST CAPS**  
**INERT ARGON/NITROGEN FITTINGS**


**CGA 580**

Part # CGA-58038  
Inert Gas 3/8" NPT



**CGA 295**

Part # CGA-29538  
Inert Vent and Liquid 3/8" NPT



**OXYGEN FITTINGS**


**CGA 540**

Part # CGA-54038  
Oxygen Gas use 3/8" NPT



**CGA 440**

Part # CGA-44038  
Oxygen Vent and Liquid use 3/8" NPT



**CARBON DIOXIDE FITTINGS**

**CGA 320**

Part # CGA-32038  
For CO<sub>2</sub> 3/8" NPT  
Used for Gas/Liquid



**CGA 295**

Part # CGA-29538  
Industry Standard  
Used for Vent 3/8" NPT



\*Optional CGA Standard  
Vent/Liquid — CGA 622  
Part # CGA-62238

**INERT ARGON/NITROGEN DUST CAPS**

**CGA 580 DUST CAP**

Part # CGA-580DC  
Dust Cap for Inert Gas use CGA 580



**CGA 295 DUST CAP**

Part # CGA-295DC  
Dust Cap for Inert Vent and Liquid



**OXYGEN DUST CAPS**

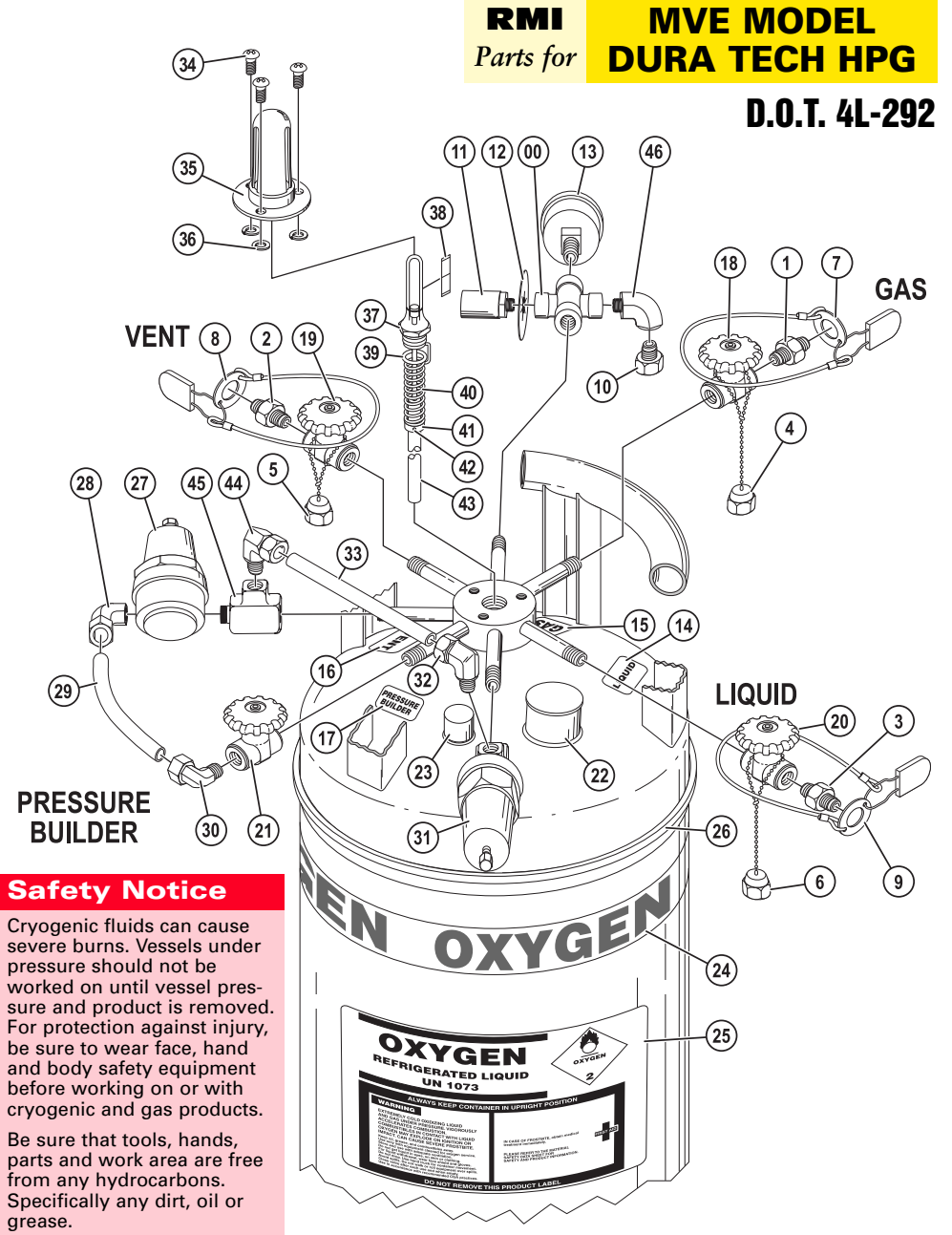

**CGA 540 DUST CAP**

Part # CGA-540DC  
Gas Dust Cap and Chain for CGA 540



**CGA 440 DUST CAP**

Part # CGA-440DC  
Oxygen Vent and Liquid use



**Safety Notice**

Cryogenic fluids can cause severe burns. Vessels under pressure should not be worked on until vessel pressure and product is removed. For protection against injury, be sure to wear face, hand and body safety equipment before working on or with cryogenic and gas products. Be sure that tools, hands, parts and work area are free from any hydrocarbons. Specifically any dirt, oil or grease. Parts must be cleaned for oxygen service if they will be exposed to product.

Text and Illustration copyright © 2007 by Ratermann Manufacturing, Inc. All Rights Reserved.

**CARBON DIOXIDE DUST CAPS**

**CGA 320 DUST CAP**

Part # CGA-320DC  
Dust Cap for CO<sub>2</sub> Gas/Liquid 3/8" NPT



**CGA 295 DUST CAP**

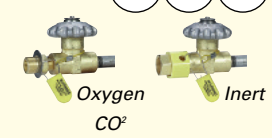
Part # CGA-295DC  
Dust Cap for Vent



\*Optional CGA Standard  
Vent/Liquid — CGA 622 Part # CGA-622DC

**TAMPER DEVICE KITS**

Oxygen — 1 Kit Part # CGP-23  
Inert — 1 Kit Part # CGP-13  
CO<sub>2</sub> — 1 Kit Part # CGP-25



**RUPTURE DISC**

Part # BD-350  
Rupture Disc 1/4 NPT



**RELIEF VALVE**

Part # LPR-350

Relief Valve Brass  
1/4 NPT 350 PSI



**PRESSURE RELIEF I.D. DISC**

Part # DS-350


Color-coded pressure relief I.D. discs are imprinted with the appropriate pressure of safety relief.



**GAUGE**

Part # PG-600

Pressure Gauge 2" Dial  
0-600 PSI/BAR/KPA



**LABEL LIQUID**

Part # DL-OL

Decal -  
Liquid Valve



**LABEL GAS**

Part # DL-OG

Decal - Gas



**LABEL VENT**

Part # DL-OV

Decal - Vent



**LABEL PB**

Part # DL-OPB


Decal - Pressure  
Builder Valve



**GAS USE VALVE**

Part # VR-38F218TB-G

Green Handle - Valve Brass  
GH 3/8 FPT x 3/8 SCH 10  
(VALVE REBUILD KIT Pt # VR-RBK1)



**VENT USE VALVE**

Part # VR-38F218TB-S

Silver Handle - Valve Brass  
GH 3/8 FPT x 3/8 SCH 10  
(VALVE REBUILD KIT Pt # VR-RBK1)



**LIQUID USE VALVE**

Part # VR-38F218TB-B

Blue Handle - Valve Brass  
BH 3/8 FPT x 3/8 SCH 10  
(VALVE REBUILD KIT Pt # VR-RBK1)



**VALVE PRESSURE BUILDER**

Part # VR-38F38F

Short-stem shut off  
valves 3/8" FNPT  
(VALVE REBUILD KIT Pt # VR-RBK1)



**CAP**

Part # DC-CAP

Cap Vinyl -  
Plastic Blue



**CAP**

Part # PC-MS

Pumpout Cap



**DEWAR 360° WRAP AROUND TAPE**

Part #'s for Gas Tape:

DG-TC Carbon Dioxide  
DG-TO Oxygen  
DG-TN Nitrogen  
DG-TA Argon



Part #'s for Medical Tape:

DG-MEDO Medical Oxygen  
DG-MEDN Medical Nitrogen  
DG-MEDNO Med Nitrous Oxide  
DG-MEDCO2 Med Carbon Dioxide

**DEWAR LABELS**

Part #'s

DB-O Oxygen  
DB-A Argon  
DB-N Nitrogen  
DB-CO2 CO2  
DB-USP Oxygen USP  
DB-NNF Nitrogen NF  
DB-NOUSP Nitrous Oxide USP  
DB-CO2USP Carbon Dioxide USP



**LABEL BUFFER**

Part # LB-D160B

Color coded bands can be used to identify pressure: Yellow for 22 PSI, Blue for 235 PSI, and gray.



**PRESSURE BUILDER REGULATOR**

Part # CR-300



**ELBOW**

Part # FIT-90ECF38M14

Elbow Brass 90D  
3/8 ODT x 1/4 NPT



**TUBING**

Part # TB-COPPER



**ELBOW**

Part # EC-M4M

Elbow Brass 90D  
3/8 ODT x 3/8 NPT



**ECONOMIZER REGULATOR**

Part # CE-325



**ELBOW**

Part # FIT-90ECF38M14

Elbow Brass 90D  
3/8 ODT x 1/4 NPT



**TUBING**

Part # TB-COPPER



**SCREW**

Part # CSS-M4



**SIGHT GAUGE PROTECTOR**

Part # SGP-FO



**WASHERS**

Part # LC-M4




**GAUGE**

Part # LL-OS-CL



**DECALS**

Part #'s SG-DA Argon  
# SG-DCO2 Carbon Dioxide  
# SG-DN Nitrogen  
# SG-DN2O Nitrous Oxide  
# SG-DO Oxygen



**O-RING**

Part # LL-OS-CL-OR



**SPRING**

Part # SG-SPRING



**COLLAR**

Part # FR-CL  
# SG-COLLAR



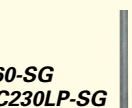
**SCREW**

Part # SG-SCREW



**FLOAT ROD**

Part #'s FR-ADC265  
FR-120LP  
FR-A200-SG  
FR-180  
FR-A160-SG  
FR-ACC230LP-SG



**ELBOW**

Part # FIT-90ECF38M14  
Elbow Brass 90D  
3/8 ODT x 1/4 NPT



**TEE**

Part # FIT-TBLOCK14



**ELBOW**

Part # EC-14M  
Elbow Brass 90D  
1/4 NPT x 1/4 FPT



**MEDICAL CGA FITTINGS**

**TAMPER PROOF DEVICE**

This system cannot be removed without rendering the CGA outlet connection unusable.



**INERT**

1 Part # TPG-580 CGA 580 (Gas use)  
2 3 Part # TPG-295 CGA 295 (Vent & Liquid use)

**OXYGEN**

1 Part # TPG-540 CGA 540 (Gas use)  
2 3 Part # TPG-440 CGA 440 (Vent & Liquid use)


**CARBON DIOXIDE**

1 Part # TPG-320 CGA 320 (CO<sup>2</sup> Gas)  
2 3 Part # TPG-622 CGA 622 (Vent & Liquid use)

**CROSS**

Part # FIT-X14

Cross Brass 1/4 FPT Forged




**CGA FITTINGS AND DUST CAPS**

**INERT ARGON/NITROGEN FITTINGS**

**CGA 295**

Part # CGA-29538

Inert Vent and Liquid 3/8" NPT




**OXYGEN FITTINGS**

**CGA 440**

Part # CGA-44038

Oxygen Vent and Liquid use 3/8" NPT



**INERT ARGON/NITROGEN DUST CAPS**

**CGA 295 DUST CAP**

Part # CGA-295DC

Dust Cap for Inert Vent and Liquid



**OXYGEN DUST CAPS**

**CGA 440 DUST CAP**

Part # CGA-440DC

Oxygen Vent and Liquid use



**TEFLON PASTE AND TAPE**

Oxygen Safe, Chemically Inert, and Odor Free

FORMULA-8 is used by thousands of welding and general supply companies and equipment manufacturers worldwide.

Teflon Paste



Teflon Tape

Part #	Description
Tape-1	1/4" Teflon Tape
Tape-2	1/2" Teflon Tape
Tape-34	3/4" Teflon Tape
Tape-3	1" Teflon Tape
Oxy-Teflon 8	Teflon Paste

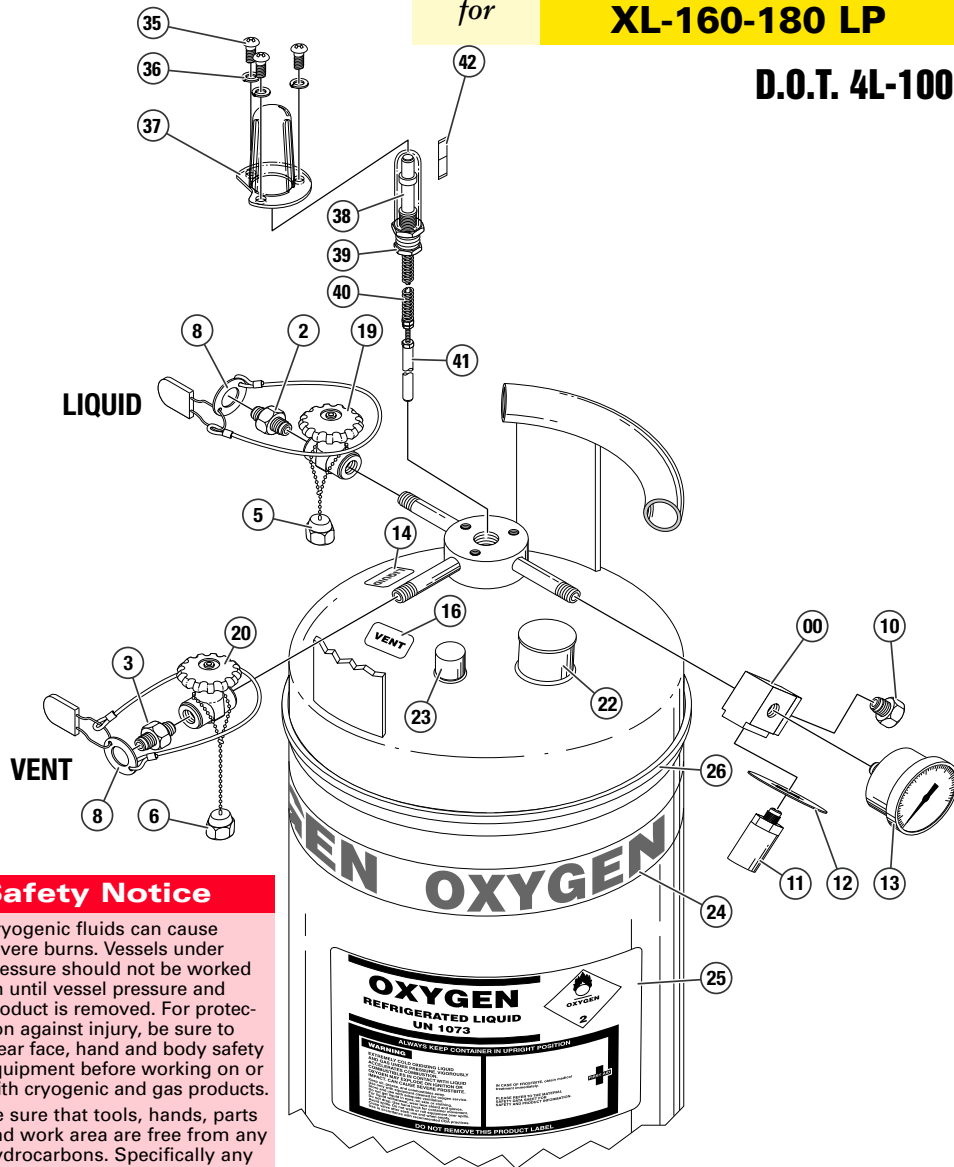
**RMI RATEMANN MANUFACTURING, INC.**

**RMI**

Parts for

**TAYLOR WHARTON STYLE XL-160-180 LP**

**D.O.T. 4L-100**



**Safety Notice**

Cryogenic fluids can cause severe burns. Vessels under pressure should not be worked on until vessel pressure and product is removed. For protection against injury, be sure to wear face, hand and body safety equipment before working on or with cryogenic and gas products. Be sure that tools, hands, parts and work area are free from any hydrocarbons. Specifically any dirt, oil or grease. Parts must be cleaned for oxygen service if they will be exposed to product.

Text and Illustration copyright © 2007 by Ratermann Manufacturing, Inc. All Rights Reserved.

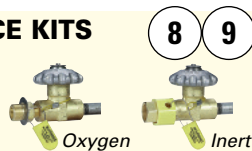
**TAMPER DEVICE KITS**

Oxygen - 1 Kit

Part # CGP-23

Inert - 1 Kit


Part # CGP-13



**RUPTURE DISC**

Part # BD-22

Rupture Disc 1/4" NPT



**RELIEF VALVE**

Part # LPR-22


Relief Valve Brass 1/4 NPT 22 PSI



**PRESSURE RELIEF I.D. DISC**

Part # DS-22

Color-coded pressure relief I.D. discs are imprinted with the appropriate pressure of safety relief.



**GAUGE**

Part # PG-100

Pressure Gauge 2" Dial 0-100 PSI/BAR/KPA



**LABEL LIQUID**

Part # DL-OL

Decal - Liquid Valve



**LABEL VENT**

Part # **DL-OV**  
Decal - Vent

16



**VENT USE VALVE**

Part # **VR-38F218TB-S**  
Silver Handle - Valve Brass  
GH 3/8 FPT x 3/8 SCH 10  
(VALVE REBUILD KIT Pt # **VR-RBK1**)

19



**LIQUID USE VALVE**

Part # **VR-38F218TB-B**  
Blue Handle - Valve Brass  
BH 3/8 FPT x 3/8 SCH 10  
(VALVE REBUILD KIT Pt # **VR-RBK1**)

20



**CAP**

Part # **DC-CAP**  
Cap Vinyl - Plastic Blue

22



**CAP**

Part # **PC-M78**  
Pumpout Cap

23



**DEWAR 360° WRAP AROUND TAPE**

Part #'s for Gas Tape:  
**DG-TO** Oxygen  
**DG-TN** Nitrogen  
**DG-TA** Argon

24



Part #'s for Medical Tape:

**DG-MEDO** Medical Oxygen  
**DG-MEDN** Medical Nitrogen  
**DG-MEDNO** Med Nitrous Oxide

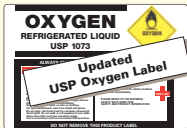


**DEWAR LABELS**

Part #'s

**DB-O** Oxygen  
**DB-A** Argon  
**DB-N** Nitrogen  
**DB-USP** Oxygen USP  
**DB-NNF** Nitrogen NF  
**DB-NOUSP** Nitrous Oxide USP

25



**LABEL BUFFER**

Part # **LB-D160B**  
Color coded bands can be used to identify pressure: Yellow for 22 PSI, Blue for 235 PSI, and gray.

26



**SCREW**

Part # **CSS-T3**

35



**LOCKWASHER**

Part # **LC-T3**

36



**GAUGE PROTECTOR**

Part # **SGP-TFC**

37



**LIQUID LEVEL GAUGE**

**Obsolete**

38

You will need a conversion kit to change to the new style Float Gauge.  
See Conversion Kit Section #45

**O-RING**

**Obsolete**

39

You will need a conversion kit to change to the new style Float Gauge.  
See Conversion Kit Section #45

**SPRING**

**Obsolete**

40

You will need a conversion kit to change to the new style Float Gauge.  
See Conversion Kit Section #45

**FLOAT ROD**

Part #'s

For XL-160 HP use Pt # **FR-70**  
For XL-180 HP use Pt # **FP-5055**


41



**DECALS**

Part #'s **SG-DA** Argon  
**SG-DN** Nitrogen  
**SG-DN2O** Nitrous Oxide  
**SG-DO** Oxygen

42



**MEDICAL CGA FITTINGS**

**TAMPER PROOF DEVICE**

This system cannot be removed without rendering the CGA outlet connection unusable.



**INERT**

- 1 Part # **TPG-580** CGA 580 (Gas use)
- 2 3 Part # **TPG-295** CGA 295 (Vent & Liquid use)

**OXYGEN**

- 1 Part # **TPG-540** CGA 540 (Gas use)
- 2 3 Part # **TPG-440** CGA 440 (Vent & Liquid use)

**SAFETY FIRST**

**WEAR PROTECTIVE APPAREL WHEN RISK IS PRESENT**  
**KEEP GLOVES AND APRONS READILY ACCESSIBLE**

Please see pages **1A-6** and **2A-2** for more information.



**SIGHT GAUGE CONVERSION KIT**

**SIGHT GAUGE CONVERSION KIT**

For XL-160 HP use Pt # **LL-RETRO45-9C57**  
For XL-180 HP use Pt # **LL-RETRO45-9C55**

Includes the following:

46 **SCREW**  
Part # **CSS-T3**

47 **WASHER**  
Part # **LC-T3**

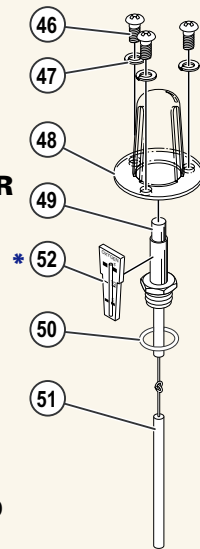
48 **GAUGE PROTECTOR**  
Part # **SGP-TRC**

49 **LIQUID LEVEL GAUGE**  
Part # **LL-TW-M450**

50 **O-RING**  
Part # **SGP-TFC-OR**

51 **FLOAT ROD**  
Part #'s

For XL-160 HP use Pt # **FR-70**  
For XL-180 HP use Pt # **FP-5055**



- Sold Separately -

**\*SNAP ON INDICATOR**

Part #'s **LL-TW-RA** Argon  
**LL-TW-RN** Nitrogen  
**LL-TW-RNO** Nitrous Oxide  
**LL-TW-RO** Oxygen

52



**OPTIONS**

**DEWAR CERT POUCH**

Part # **CP-5**  
Optional tie wrap available



**DEWAR OPERATION LABELS**

Part #'s  
**DL-01** Operation & Safety  
**DL-02** Common Questions  
**DL-03** CGA Warning Label  
**DL-04** Pressure Relief Reference Label  
**DL-10** CGA Red Warning



**REGULATOR LOCK OUT**


Part # **RPR-00**  
Tamper Proof Device Without Label



**CROSS**

Part # FIT-X14

Cross Brass 1/4 FPT Forged



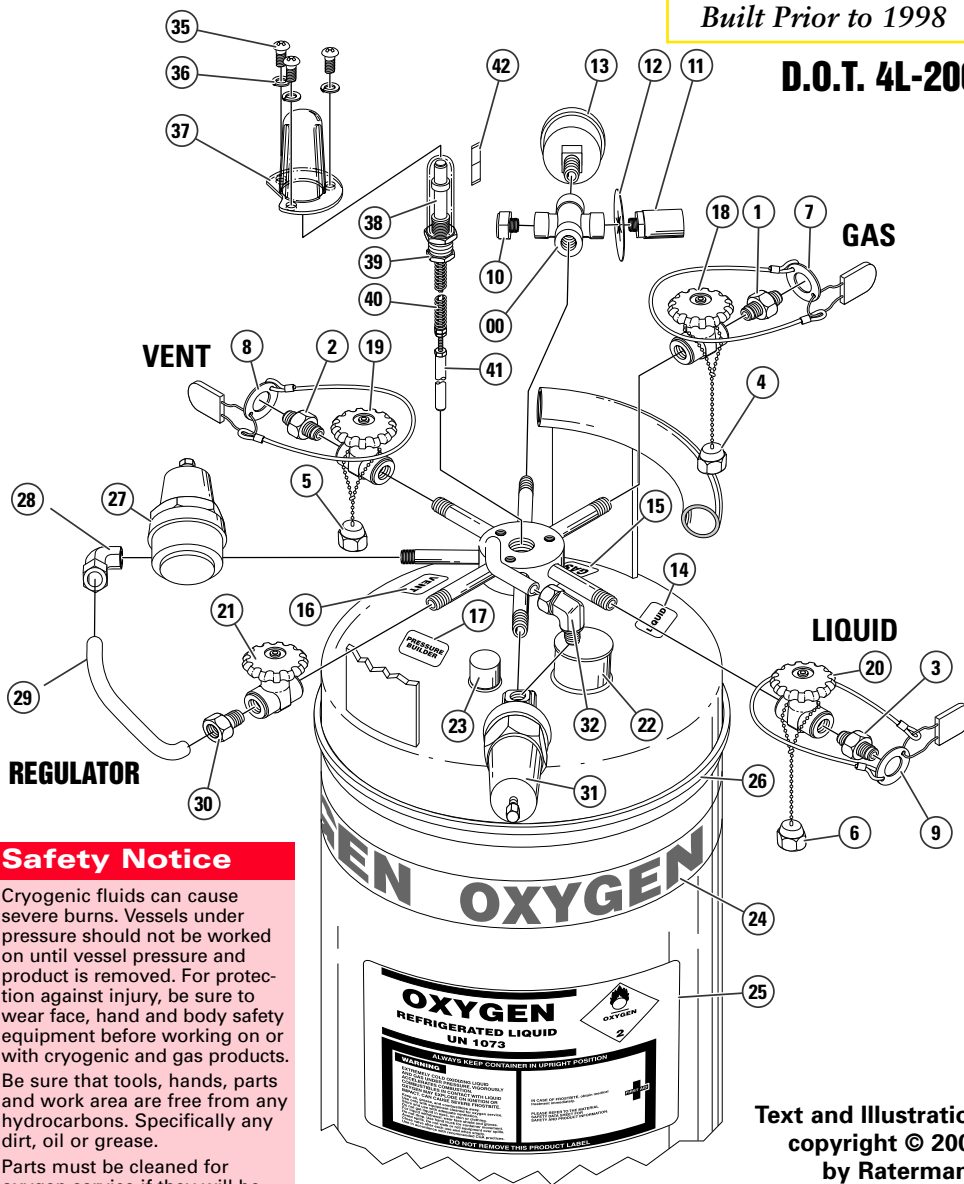
**RMI RATERMANN MANUFACTURING, INC.**

**RMI TAYLOR WHARTON STYLE XL-45-50-55 PB-ECONO**

Parts for

Built Prior to 1998

D.O.T. 4L-200



**Safety Notice**

Cryogenic fluids can cause severe burns. Vessels under pressure should not be worked on until vessel pressure and product is removed. For protection against injury, be sure to wear face, hand and body safety equipment before working on or with cryogenic and gas products. Be sure that tools, hands, parts and work area are free from any hydrocarbons. Specifically any dirt, oil or grease. Parts must be cleaned for oxygen service if they will be exposed to product.

Text and Illustration copyright © 2007 by Ratermann Manufacturing, Inc. All Rights Reserved.

**CGA FITTINGS AND DUST CAPS**

**INERT ARGON/NITROGEN FITTINGS**


**CGA 580**

Part # CGA-58038  
Inert Gas 3/8" NPT



**CGA 295**

Part # CGA-29538  
Inert Vent and Liquid 3/8" NPT



**OXYGEN FITTINGS**

**CGA 540**

Part # CGA-54038  
Oxygen Gas use 3/8" NPT



**CGA 440**

Part # CGA-44038  
Oxygen Vent and Liquid use 3/8" NPT



**INERT ARGON/NITROGEN DUST CAPS**

**CGA 580 DUST CAP**

Part # CGA-580DC  
Dust Cap for Inert Gas use CGA 580



**CGA 295 DUST CAP**

Part # CGA-295DC  
Dust Cap for Inert Vent and Liquid



**OXYGEN DUST CAPS**


**CGA 540 DUST CAP**

Part # CGA-540DC  
Gas Dust Cap and Chain for CGA 540



**CGA 440 DUST CAP**

Part # CGA-440DC  
Oxygen Vent and Liquid use



Oxygen Safe Valve Leak Check

see page 8A-13 for more info

**TAMPER DEVICE KITS**

Oxygen - 1 Kit

Part # CGP-23

Inert - 1 Kit


Part # CGP-13



**RUPTURE DISC**

Part # BD-230

Rupture Disc  
1/4" NPT



**RELIEF VALVE**

Part # LPR-230

Relief Valve Brass  
1/4 NPT 230 PSI



**PRESSURE RELIEF I.D. DISC**

Part # DS-230

Color-coded pressure relief I.D. discs are imprinted with the appropriate pressure of safety relief.



**GAUGE**

Part # PG-400

Pressure Gauge 2" Dial  
0-400 PSI/BAR/KPA



**LABEL LIQUID**

Part # DL-OL

Decal -  
Liquid Valve



**LABEL GAS**

Part # DL-OG  
Decal - Gas



**LABEL BUFFER**

Part # LB-D160B  
Color coded bands can be used to identify pressure: Yellow for 22 PSI, Blue for 235 PSI, and gray.



**FLOAT ROD**

Part #'s  
For XL-45 use Pt # FR-45  
For XL-50/XL-55 use Pt # FP-5055



**LABEL VENT**

Part # DL-OV  
Decal - Vent




**PRESSURE BUILDER REGULATOR**

Part # CR-125



**DECALS**

Part #'s SG-DA Argon  
# SG-DN Nitrogen  
# SG-DN2O Nitrous Oxide  
# SG-DO Oxygen



**LABEL PB**

Part # DL-OPB  
Decal - Pressure Builder Valve



**ELBOW**

Part # FIT-90M14OD38



**SIGHT GAUGE CONVERSION KIT**

**SIGHT GAUGE CONVERSION KIT**

For XL-45 use Pt # LL-RETRO45  
For XL-50/XL-55 use Pt # LL-RETRO45-9C55  
Includes the following:

46 **SCREW**  
Part # CSS-T3

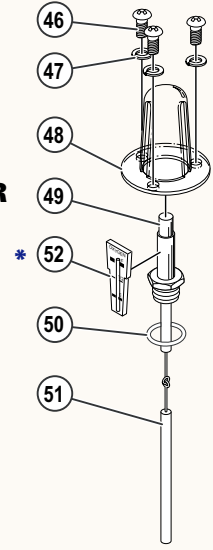
47 **WASHER**  
Part # LC-T3

48 **GAUGE PROTECTOR**  
Part # SGP-TRC

49 **LIQUID LEVEL GAUGE**  
Part # LL-TW-M450

50 **O-RING**  
Part # SGP-TFC-OR

51 **FLOAT ROD**  
Part #'s  
For XL-45 use Pt # FR-45  
For XL-50/XL-55 use Pt # FP-5055



- Sold Separately -


**\*SNAP ON INDICATOR**

Part #'s LL-TW-RA Argon  
# LL-TW-RN Nitrogen  
# LL-TW-RNO Nitrous Oxide  
# LL-TW-RO Oxygen



**GAS USE VALVE**

Part # VR-38F218TB-G  
Green Handle - Valve Brass  
GH 3/8 FPT x 3/8 SCH 10  
(VALVE REBUILD KIT Pt # VR-RBK1)



**VENT USE VALVE**

Part # VR-38F218TB-S  
Silver Handle - Valve Brass  
GH 3/8 FPT x 3/8 SCH 10  
(VALVE REBUILD KIT Pt # VR-RBK1)



**LIQUID USE VALVE**

Part # VR-38F218TB-B  
Blue Handle - Valve Brass  
BH 3/8 FPT x 3/8 SCH 10  
(VALVE REBUILD KIT Pt # VR-RBK1)



**VALVE PRESSURE BUILDER**

Part # VR-38F38F  
Short-stem shut off valves 3/8" FNPT  
(VALVE REBUILD KIT Pt # VR-RBK1)



**CAP**

Part # DC-CAP  
Cap Vinyl - Plastic Blue



**CAP**

Part # PC-M78  
Pumpout Cap



**DEWAR 360° WRAP AROUND TAPE**

Part #'s for Gas Tape:  
DG-TO Oxygen  
DG-TN Nitrogen  
DG-TA Argon



Part #'s for Medical Tape:  
DG-MEDO Medical Oxygen  
DG-MEDN Medical Nitrogen  
DG-MEDNO Med Nitrous Oxide


**TUBING**

Part # CCT-PBL



**FITTING**

Part # FIT-M38OD38



**ECONOMIZER REGULATOR**

Part # CE-140



**ELBOW**

Part # FIT-90M14OD38



**SCREW**

Part # CSS-T3



**LOCKWASHER**

Part # LC-T3



**GAUGE PROTECTOR**

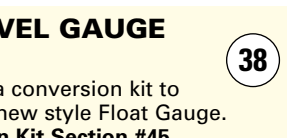
Part # SGP-TFC



**LIQUID LEVEL GAUGE**

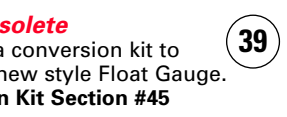
Obsolete

You will need a conversion kit to change to the new style Float Gauge.  
See Conversion Kit Section #45



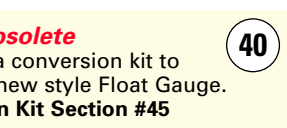
**O-RING** Obsolete

You will need a conversion kit to change to the new style Float Gauge.  
See Conversion Kit Section #45



**SPRING** Obsolete

You will need a conversion kit to change to the new style Float Gauge.  
See Conversion Kit Section #45



**MEDICAL CGA FITTINGS**

**TAMPER PROOF DEVICE**

This system cannot be removed without rendering the CGA outlet connection unusable.



**INERT**

1 Part # TPG-580 CGA 580 (Gas use)  
2 3 Part # TPG-295 CGA 295 (Vent & Liquid use)

**OXYGEN**

1 Part # TPG-540 CGA 540 (Gas use)  
2 3 Part # TPG-440 CGA 440 (Vent & Liquid use)

**CROSS**

Part # FIT-X14

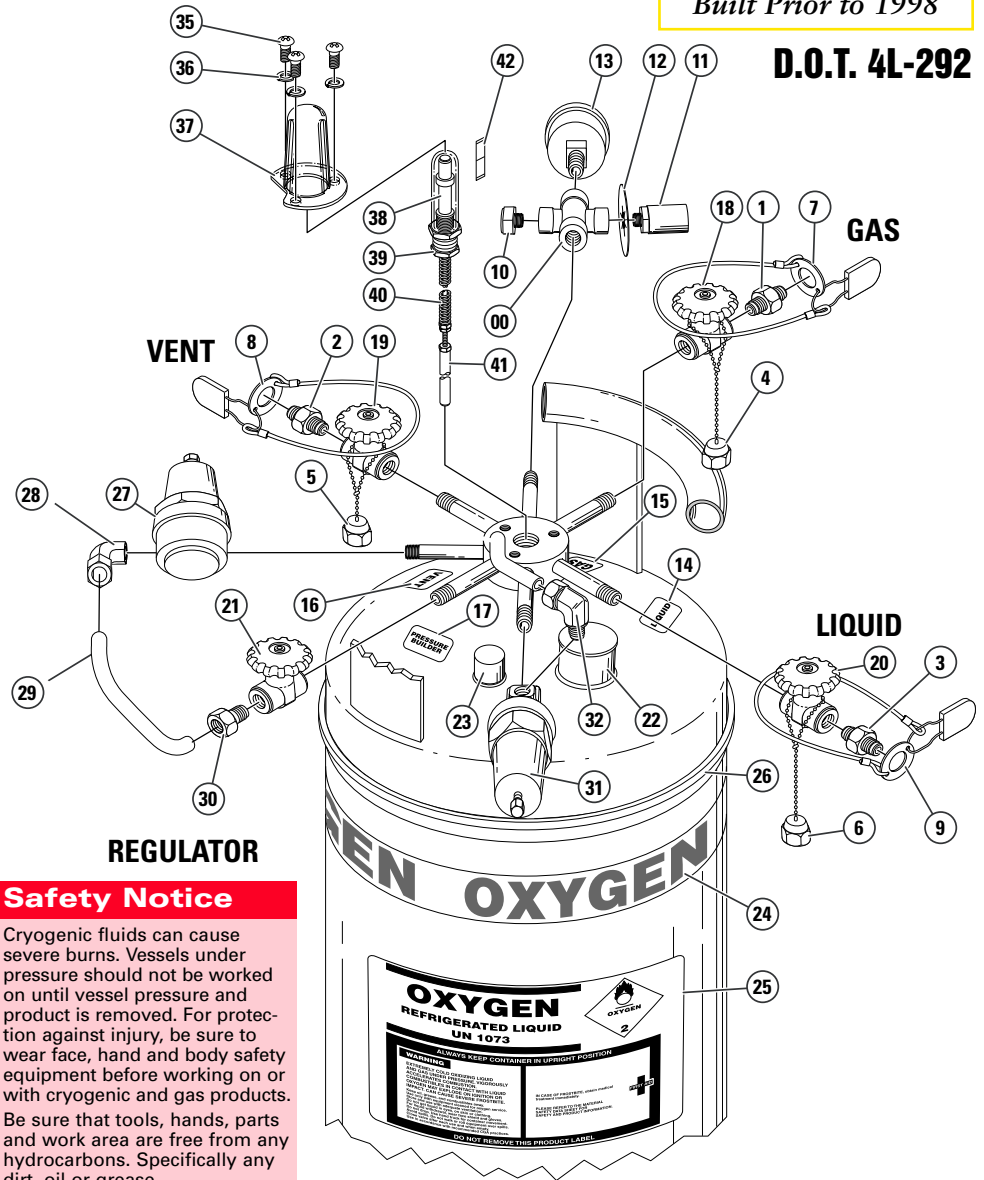
Cross Brass 1/4 FPT Forged



**RMI TAYLOR WHARTON STYLE XL-45 HP PB-ECONO**  
Parts for

Built Prior to 1998

**D.O.T. 4L-292**



**Safety Notice**

Cryogenic fluids can cause severe burns. Vessels under pressure should not be worked on until vessel pressure and product is removed. For protection against injury, be sure to wear face, hand and body safety equipment before working on or with cryogenic and gas products. Be sure that tools, hands, parts and work area are free from any hydrocarbons. Specifically any dirt, oil or grease. Parts must be cleaned for oxygen service if they will be exposed to product.

Text and Illustration copyright © 2007 by Ratermann Manufacturing, Inc. All Rights Reserved.


**CGA FITTINGS AND DUST CAPS**

**INERT ARGON/NITROGEN FITTINGS**

**CGA 580**

Part # CGA-58038


Inert Gas 3/8" NPT



**CGA 295**

Part # CGA-29538

Inert Vent and Liquid 3/8" NPT



**OXYGEN FITTINGS**

**CGA 540**

Part # CGA-54038

Oxygen Gas use 3/8" NPT



**CGA 440**

Part # CGA-44038

Oxygen Vent and Liquid use 3/8" NPT



**CARBON DIOXIDE FITTINGS**

**CGA 320**

Part # CGA-32038

For CO<sup>2</sup> 3/8" NPT Used for Gas/Liquid



**CGA 295**

Part # CGA-29538

Industry Standard Used for Vent 3/8" NPT



\*Optional CGA Standard Vent/Liquid — CGA 622 Part # CGA-62238

**INERT ARGON/NITROGEN DUST CAPS**

**CGA 580 DUST CAP**

Part # CGA-580DC

Dust Cap for Inert Gas use CGA 580



**CGA 295 DUST CAP**

Part # CGA-295DC

Dust Cap for Inert Vent and Liquid



**OXYGEN DUST CAPS**

**CGA 540 DUST CAP**

Part # CGA-540DC

Gas Dust Cap and Chain for CGA 540



**CGA 440 DUST CAP**

Part # CGA-440DC

Oxygen Vent and Liquid use



**CARBON DIOXIDE DUST CAPS**

**CGA 320 DUST CAP**

Part # CGA-320DC

Dust Cap for CO<sup>2</sup> Gas/Liquid 3/8" NPT



**CGA 295 DUST CAP**

Part # CGA-295DC

Dust Cap for Vent



\*Optional CGA Standard Vent/Liquid — CGA 622 Part # CGA-622DC

**TAMPER DEVICE KITS**

Oxygen — 1 Kit

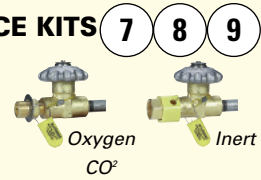
Part # CGP-23

Inert — 1 Kit

Part # CGP-13

CO<sup>2</sup> — 1 Kit

Part # CGP-25



**RUPTURE DISC**

Part # BD-350

Rupture Disc


1/4 NPT




**RELIEF VALVE**  
 Part # LPR-350  
 Relief Valve Brass  
 1/4 NPT 350 PSI




**PRESSURE RELIEF I.D. DISC**  
 Part # DS-350  
 Color-coded pressure relief I.D. discs are imprinted with the appropriate pressure of safety relief.




**GAUGE**  
 Part # PG-600  
 Pressure Gauge 2" Dial  
 0-600 PSI/BAR/KPA




**LABEL LIQUID**  
 Part # DL-OL  
 Decal - Liquid Valve




**LABEL GAS**  
 Part # DL-OG  
 Decal - Gas



**LABEL VENT**  
 Part # DL-OV  
 Decal - Vent




**LABEL PB**  
 Part # DL-OPB  
 Decal - Pressure Builder Valve




**GAS USE VALVE**  
 Part # VR-38F218TB-G  
 Green Handle - Valve Brass  
 GH 3/8 FPT x 3/8 SCH 10  
 (VALVE REBUILD KIT Pt # VR-RBK1)




**VENT USE VALVE**  
 Part # VR-38F218TB-S  
 Silver Handle - Valve Brass  
 GH 3/8 FPT x 3/8 SCH 10  
 (VALVE REBUILD KIT Pt # VR-RBK1)



**LIQUID USE VALVE**  
 Part # VR-38F218TB-B  
 Blue Handle - Valve Brass  
 BH 3/8 FPT x 3/8 SCH 10  
 (VALVE REBUILD KIT Pt # VR-RBK1)



**VALVE PRESSURE BUILDER**  
 Part # VR-38F38F  
 Short-stem shut off valves 3/8" FNPT  
 (VALVE REBUILD KIT Pt # VR-RBK1)




**CAP**  
 Part # DC-CAP  
 Cap Vinyl - Plastic Blue




**CAP**  
 Part # PC-M78  
 Pumpout Cap




**DEWAR 360° WRAP AROUND TAPE**  
 Part #'s for Gas Tape:  
 DG-TC Carbon Dioxide DG-TO Oxygen  
 DG-TN Nitrogen DG-TA Argon




Part #'s for Medical Tape:  
 DG-MEDO Medical Oxygen  
 DG-MEDN Medical Nitrogen  
 DG-MEDNO Med Nitrous Oxide  
 DG-MEDCO2 Med Carbon Dioxide



**DEWAR LABELS**  
 Part #s  
 DB-O Oxygen DB-A Argon  
 DB-N Nitrogen DB-CO2 CO2  
 DB-USP Oxygen USP  
 DB-NNF Nitrogen NF  
 DB-NOUSP Nitrous Oxide USP  
 DB-CO2USP Carbon Dioxide USP



**LABEL BUFFER**  
 Part # LB-D160B  
 Color coded bands can be used to identify pressure: Yellow for 22 PSI, Blue for 235 PSI, and gray.



**PRESSURE BUILDER REGULATOR**  
 Part # CR-300




**ELBOW**  
 Part # FIT-90M14OD38



**TUBING**  
 Part # CCT-PBL



**FITTING**  
 Part # FIT-M38OD38



**ECONOMIZER REGULATOR**  
 Part # CE-325




**ELBOW**  
 Part # FIT-90M14OD38



**SCREW**  
 Part # CSS-T3



**LOCKWASHER**  
 Part # LC-T3



**GAUGE PROTECTOR**  
 Part # SGP-TFC



**LIQUID LEVEL GAUGE**  
 Obsolete  
 You will need a conversion kit to change to the new style Float Gauge.  
 See Conversion Kit Section #45



**O-RING** Obsolete  
 You will need a conversion kit to change to the new style Float Gauge.  
 See Conversion Kit Section #45




**SPRING** Obsolete  
 You will need a conversion kit to change to the new style Float Gauge.  
 See Conversion Kit Section #45



**FLOAT ROD**  
 Part # FR-45



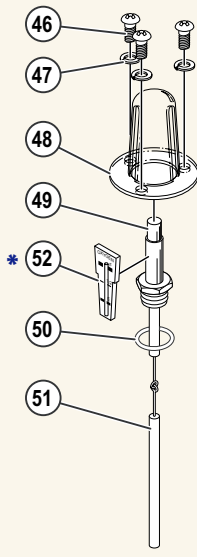
**DECALS**  
 Part #'s SG-DA Argon  
 # SG-DCO2 Carbon Dioxide  
 # SG-DN Nitrogen  
 # SG-DN2O Nitrous Oxide  
 # SG-DO Oxygen



**SIGHT GAUGE CONVERSION KIT**


**SIGHT GAUGE CONVERSION KIT**  
 Part # LL-RETRO45  
 Includes the following:

45  
 46 SCREW Part # CSS-T3  
 47 WASHER Part # LC-T3  
 48 GAUGE PROTECTOR Part # SGP-TRC  
 49 LIQUID LEVEL GAUGE Part # LL-TW-M450  
 50 O-RING Part # SGP-TFC-OR  
 51 FLOAT ROD Part # FR-45




- Sold Separately -

\*SNAP ON INDICATOR  
 Part #'s LL-TW-RA Argon  
 # LL-TW-RCO CO2  
 # LL-TW-RN Nitrogen  
 # LL-TW-RNO Nitrous Oxide  
 # LL-TW-RO Oxygen



**MEDICAL CGA FITTINGS**

**TAMPER PROOF DEVICE**  
 This system cannot be removed without rendering the CGA outlet connection unusable.



**INERT**  
 1 Part # TPG-580 CGA 580 (Gas use)  
 2 3 Part # TPG-295 CGA 295 (Vent & Liquid use)

**OXYGEN**  
 1 Part # TPG-540 CGA 540 (Gas use)  
 2 3 Part # TPG-440 CGA 440 (Vent & Liquid use)

**CARBON DIOXIDE**  
 1 Part # TPG-320 CGA 320 (CO<sup>2</sup> Gas)  
 2 3 Part # TPG-622 CGA 622 (Vent & Liquid use)

**CROSS**

Part # FIT-X14

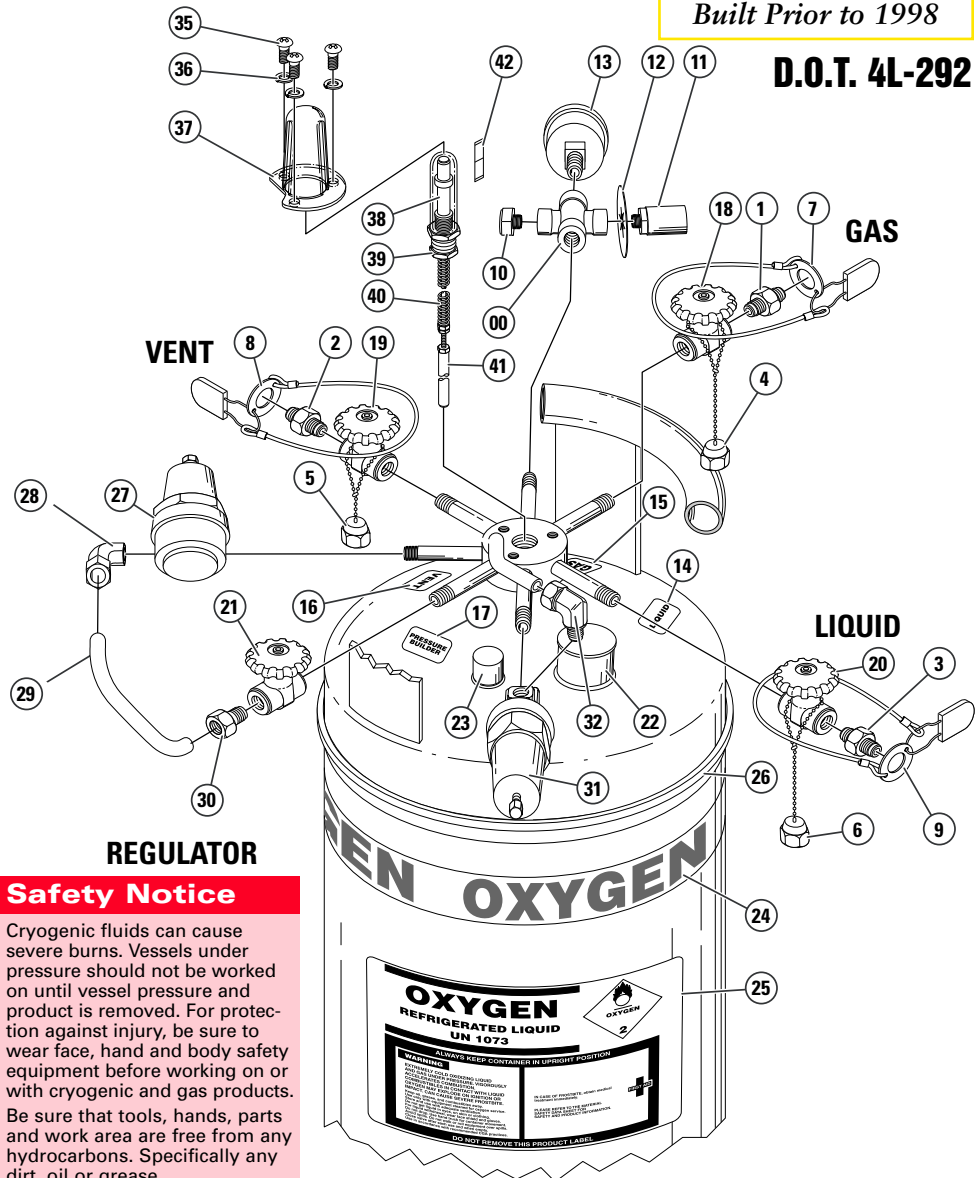
Cross Brass 1/4 FPT Forged



**RMI TAYLOR WHARTON STYLE XL-50 HP PB-ECONO**  
Parts for

Built Prior to 1998

**D.O.T. 4L-292**



**Safety Notice**  
Cryogenic fluids can cause severe burns. Vessels under pressure should not be worked on until vessel pressure and product is removed. For protection against injury, be sure to wear face, hand and body safety equipment before working on or with cryogenic and gas products. Be sure that tools, hands, parts and work area are free from any hydrocarbons. Specifically any dirt, oil or grease. Parts must be cleaned for oxygen service if they will be exposed to product.

Text and Illustration copyright © 2007 by Ratermann Manufacturing, Inc. All Rights Reserved.

**CGA FITTINGS AND DUST CAPS**  
**INERT ARGON/NITROGEN FITTINGS**

**CGA 580** **1**  
Part # CGA-58038  
Inert Gas 3/8" NPT

**CGA 295** **2**  
Part # CGA-29538  
Inert Vent and Liquid 3/8" NPT

**OXYGEN FITTINGS**

**CGA 540** **1**  
Part # CGA-54038  
Oxygen Gas use 3/8" NPT

**CGA 440** **2**  
Part # CGA-44038  
Oxygen Vent and Liquid use 3/8" NPT

**CARBON DIOXIDE FITTINGS**

**CGA 320** **1**  
Part # CGA-32038  
For CO<sup>2</sup> 3/8" NPT  
Used for Gas/Liquid

**CGA 295** **2\***  
Part # CGA-29538  
Industry Standard  
Used for Vent 3/8" NPT

\*Optional CGA Standard Vent/Liquid — CGA 622  
Part # CGA-62238

**INERT ARGON/NITROGEN DUST CAPS**

**CGA 580 DUST CAP** **4**  
Part # CGA-580DC  
Dust Cap for Inert Gas use CGA 580

**CGA 295 DUST CAP** **5** **6**  
Part # CGA-295DC  
Dust Cap for Inert Vent and Liquid

**OXYGEN DUST CAPS**

**CGA 540 DUST CAP** **4**  
Part # CGA-540DC  
Gas Dust Cap and Chain for CGA 540

**CGA 440 DUST CAP** **5** **6**  
Part # CGA-440DC  
Oxygen Vent and Liquid use

**CARBON DIOXIDE DUST CAPS**

**CGA 320 DUST CAP** **4** **6\***  
Part # CGA-320DC  
Dust Cap for CO<sup>2</sup> Gas/Liquid 3/8" NPT

**CGA 295 DUST CAP** **5\***  
Part # CGA-295DC  
Dust Cap for Vent

\*Optional CGA Standard Vent/Liquid — CGA 622 Part # CGA-622DC

**TAMPER DEVICE KITS** **7** **8** **9**

Oxygen — 1 Kit Part # CGP-23  
Inert — 1 Kit Part # CGP-13  
CO<sup>2</sup> — 1 Kit Part # CGP-25

**RUPTURE DISC** **10**  
Part # BD-350  
Rupture Disc 1/4 NPT

**RELIEF VALVE**

Part # **LPR-350**  
Relief Valve Brass  
1/4 NPT 350 PSI



**PRESSURE RELIEF I.D. DISC**

Part # **DS-350**  
Color-coded pressure relief I.D. discs are imprinted with the appropriate pressure of safety relief.



**GAUGE**

Part # **PG-600**  
Pressure Gauge 2" Dial  
0-600 PSI/BAR/KPA



**LABEL LIQUID**

Part # **DL-OL**  
Decal -  
Liquid Valve



**LABEL GAS**

Part # **DL-OG**  
Decal - Gas



**LABEL VENT**

Part # **DL-OV**  
Decal - Vent



**LABEL PB**

Part # **DL-OPB**  
Decal - Pressure  
Builder Valve



**GAS USE VALVE**

Part # **VR-38F218TB-G**  
Green Handle - Valve Brass  
GH 3/8 FPT x 3/8 SCH 10  
(VALVE REBUILD KIT Pt # VR-RBK1)



**VENT USE VALVE**

Part # **VR-38F218TB-S**  
Silver Handle - Valve Brass  
GH 3/8 FPT x 3/8 SCH 10  
(VALVE REBUILD KIT Pt # VR-RBK1)



**LIQUID USE VALVE**

Part # **VR-38F218TB-B**  
Blue Handle - Valve Brass  
BH 3/8 FPT x 3/8 SCH 10  
(VALVE REBUILD KIT Pt # VR-RBK1)



**VALVE PRESSURE BUILDER**

Part # **VR-38F38F**  
Short-stem shut off  
valves 3/8" FNPT  
(VALVE REBUILD KIT Pt # VR-RBK1)



**CAP**

Part # **DC-CAP**  
Cap Vinyl -  
Plastic Blue



**CAP**

Part # **PC-M78**  
Pumpout Cap



**DEWAR 360° WRAP AROUND TAPE**

Part #'s for Gas Tape:  
DG-TC Carbon Dioxide DG-TO Oxygen  
DG-TN Nitrogen DG-TA Argon



Part #'s for Medical Tape:  
DG-MEDO Medical Oxygen  
DG-MEDN Medical Nitrogen  
DG-MEDNO Med Nitrous Oxide  
DG-MEDCO2 Med Carbon Dioxide



**DEWAR LABELS**

Part #'s  
DB-O Oxygen DB-A Argon  
DB-N Nitrogen DB-CO2 CO2  
DB-USP Oxygen USP  
DB-NNF Nitrogen NF  
DB-NOUSP Nitrous Oxide USP  
DB-CO2USP Carbon Dioxide USP



**LABEL BUFFER**

Part # **LB-D160B**  
Color coded bands can be used to identify pressure: Yellow for 22 PSI, Blue for 235 PSI, and gray.



**PRESSURE BUILDER REGULATOR**

Part # **CR-300**



**ELBOW**

Part # **FIT-90M140D38**



**TUBING**

Part # **CCT-PBL**



**FITTING**

Part # **FIT-M38OD38**



**ECONOMIZER REGULATOR**

Part # **CE-325**



**ELBOW**

Part # **FIT-90M140D38**



**SCREW**

Part # **CSS-T3**



**LOCKWASHER**

Part # **LC-T3**



**GAUGE PROTECTOR**

Part # **SGP-TFC**



**LIQUID LEVEL GAUGE**

**Obsolete**  
You will need a conversion kit to change to the new style Float Gauge.  
See Conversion Kit Section #45



**O-RING Obsolete**

You will need a conversion kit to change to the new style Float Gauge.  
See Conversion Kit Section #45



**SPRING Obsolete**

You will need a conversion kit to change to the new style Float Gauge.  
See Conversion Kit Section #45




**FLOAT ROD**

Part # **FR-45**



**DECALS**

Part #'s SG-DA Argon  
# SG-DCO2 Carbon Dioxide  
# SG-DN Nitrogen  
# SG-DN2O Nitrous Oxide  
# SG-DO Oxygen



**SIGHT GAUGE CONVERSION KIT**

**SIGHT GAUGE CONVERSION KIT**

Part # **LL-RETRO45**  
Includes the following:

45 **SCREW**  
Part # **CSS-T3**

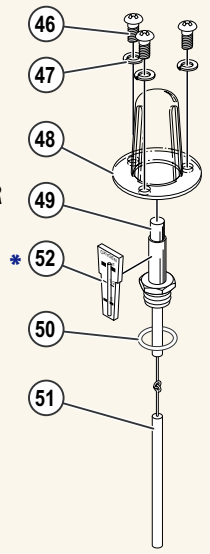
47 **WASHER**  
Part # **LC-T3**

48 **GAUGE PROTECTOR**  
Part # **SGP-TRC**

49 **LIQUID LEVEL GAUGE**  
Part # **LL-TW-M450**

50 **O-RING**  
Part # **SGP-TFC-OR**

51 **FLOAT ROD**  
Part # **FR-45**



- Sold Separately -

**\*SNAP ON INDICATOR**

Part #'s LL-TW-RA Argon  
# LL-TW-RCO CO2  
# LL-TW-RN Nitrogen  
# LL-TW-RNO Nitrous Oxide  
# LL-TW-RO Oxygen



**MEDICAL CGA FITTINGS**

**TAMPER PROOF DEVICE**

This system cannot be removed without rendering the CGA outlet connection unusable.



**INERT**

1 Part # **TPG-580** CGA 580 (Gas use)  
2 3 Part # **TPG-295** CGA 295 (Vent & Liquid use)

**OXYGEN**

1 Part # **TPG-540** CGA 540 (Gas use)  
2 3 Part # **TPG-440** CGA 440 (Vent & Liquid use)

**CARBON DIOXIDE**

1 Part # **TPG-320** CGA 320 (CO<sup>2</sup> Gas)  
2 3 Part # **TPG-622** CGA 622 (Vent & Liquid use)

**CROSS**

Part # FIT-X14

Cross Brass 1/4 FPT Forged



**RMI RATERMANN**  
MANUFACTURING, INC.

**CGA FITTINGS AND DUST CAPS**

**INERT ARGON/NITROGEN FITTINGS**


**CGA 580**

Part # CGA-58038  
Inert Gas 3/8" NPT



**CGA 295**


Part # CGA-29538  
Inert Vent and Liquid 3/8" NPT



**OXYGEN FITTINGS**


**CGA 540**

Part # CGA-54038  
Oxygen Gas use 3/8" NPT



**CGA 440**


Part # CGA-44038  
Oxygen Vent and Liquid use 3/8" NPT



**CARBON DIOXIDE FITTINGS**


**CGA 320**

Part # CGA-32038  
For CO<sup>2</sup> 3/8" NPT  
Used for Gas/Liquid



**CGA 295**

Part # CGA-29538  
Industry Standard  
Used for Vent 3/8" NPT



\*Optional CGA Standard  
Vent/Liquid — CGA 622  
Part # CGA-62238

**INERT ARGON/NITROGEN DUST CAPS**

**CGA 580 DUST CAP**

Part # CGA-580DC  
Dust Cap for Inert Gas use CGA 580



**CGA 295 DUST CAP**


Part # CGA-295DC  
Dust Cap for Inert Vent and Liquid



**OXYGEN DUST CAPS**


**CGA 540 DUST CAP**

Part # CGA-540DC  
Gas Dust Cap and Chain for CGA 540



**CGA 440 DUST CAP**

Part # CGA-440DC  
Oxygen Vent and Liquid use



**CARBON DIOXIDE DUST CAPS**

**CGA 320 DUST CAP**

Part # CGA-320DC  
Dust Cap for CO<sup>2</sup> Gas/Liquid 3/8" NPT



**CGA 295 DUST CAP**

Part # CGA-295DC  
Dust Cap for Vent



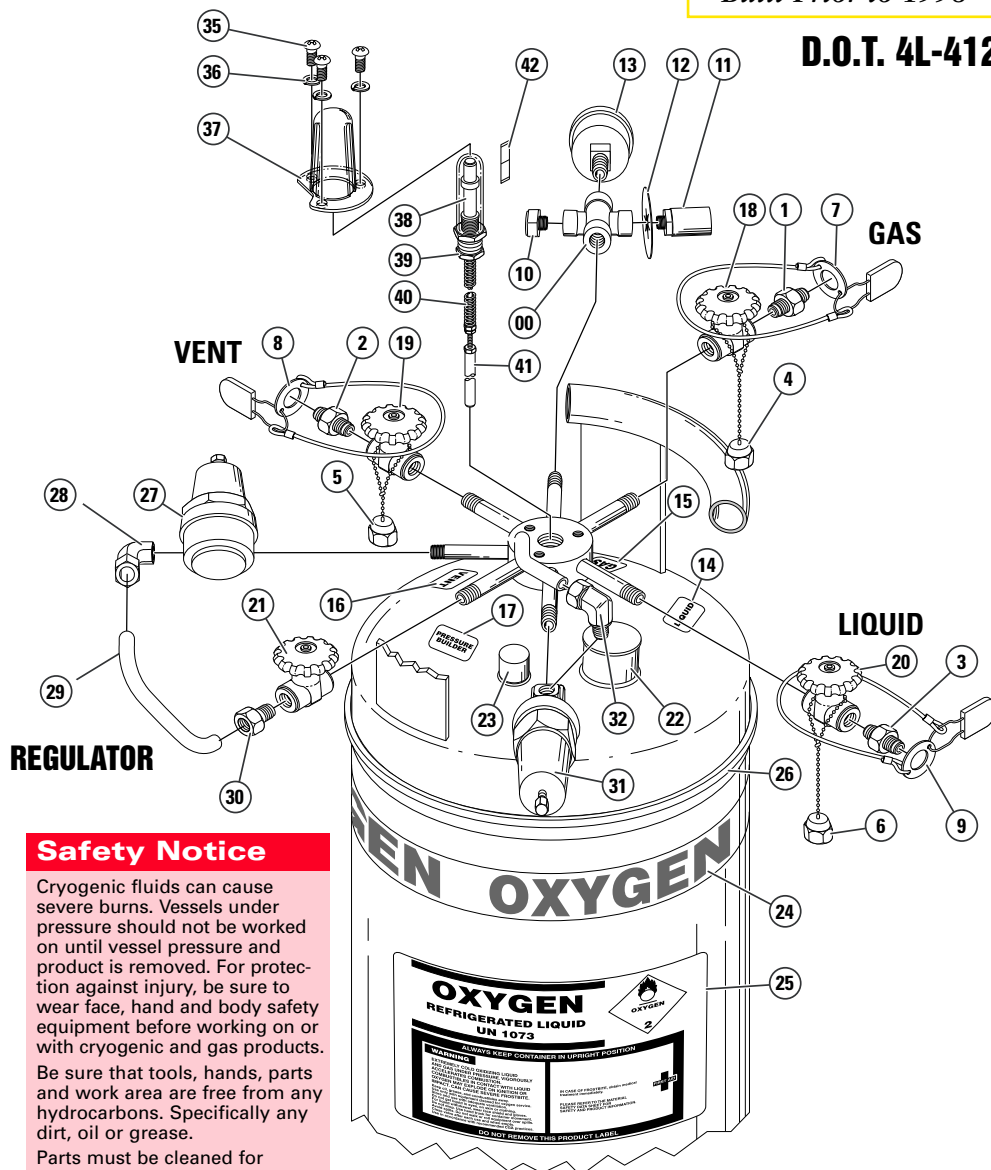
\*Optional CGA Standard  
Vent/Liquid — CGA 622 Part # CGA-622DC

**RMI TAYLOR WHARTON STYLE XL-50 VHP PB-ECONO**

Parts for

Built Prior to 1998

D.O.T. 4L-412



**Safety Notice**


Cryogenic fluids can cause severe burns. Vessels under pressure should not be worked on until vessel pressure and product is removed. For protection against injury, be sure to wear face, hand and body safety equipment before working on or with cryogenic and gas products. Be sure that tools, hands, parts and work area are free from any hydrocarbons. Specifically any dirt, oil or grease.

Parts must be cleaned for oxygen service if they will be exposed to product.

Text and Illustration copyright © 2007 by Ratermann Manufacturing, Inc. All Rights Reserved.


**TAMPER DEVICE KITS**

Oxygen – 1 Kit Part # CGP-23  
Inert – 1 Kit Part # CGP-13  
CO<sup>2</sup> – 1 Kit Part # CGP-25




**RUPTURE DISC**

Part # BD-500  
Rupture Disc 1/4 NPT



**RELIEF VALVE**


Part # LPR-500  
Relief Valve Brass  
1/4 NPT 500 PSI



11

**PRESSURE RELIEF I.D. DISC**


Part # DS-500  
Color-coded pressure relief I.D. discs are imprinted with the appropriate pressure of safety relief.



12

**GAUGE**

Part # PG-600  
Pressure Gauge 2" Dial  
0-600 PSI/BAR/KPA



13

**LABEL LIQUID**

Part # DL-OL  
Decal - Liquid Valve



14

**LABEL GAS**

Part # DL-OG  
Decal - Gas



15

**LABEL VENT**

Part # DL-OV  
Decal - Vent



16

**LABEL PB**

Part # DL-OPB  
Decal - Pressure Builder Valve



17

**GAS USE VALVE**

Part # VR-38F218TB-G  
Green Handle - Valve Brass  
GH 3/8 FPT x 3/8 SCH 10  
(VALVE REBUILD KIT Pt # VR-RBK1)



18

**VENT USE VALVE**

Part # VR-38F218TB-S  
Silver Handle - Valve Brass  
GH 3/8 FPT x 3/8 SCH 10  
(VALVE REBUILD KIT Pt # VR-RBK1)



19

**LIQUID USE VALVE**

Part # VR-38F218TB-B  
Blue Handle - Valve Brass  
BH 3/8 FPT x 3/8 SCH 10  
(VALVE REBUILD KIT Pt # VR-RBK1)



20

**VALVE PRESSURE BUILDER**

Part # VR-38F38F  
Short-stem shut off valves 3/8" FNPT  
(VALVE REBUILD KIT Pt # VR-RBK1)



21

**CAP**

Part # DC-CAP  
Cap Vinyl - Plastic Blue



22

**CAP**

Part # PC-M78  
Pumpout Cap



23

**DEWAR 360° WRAP AROUND TAPE**

Part #'s for Gas Tape:  
DG-TC Carbon Dioxide DG-TO Oxygen  
DG-TN Nitrogen DG-TA Argon



24

Part #'s for Medical Tape:

DG-MEDO Medical Oxygen  
DG-MEDN Medical Nitrogen  
DG-MEDNO Med Nitrous Oxide  
DG-MEDCO2 Med Carbon Dioxide



**DEWAR LABELS**

Part #'s  
DB-O Oxygen DB-A Argon  
DB-N Nitrogen DB-CO2 CO2  
DB-USP Oxygen USP  
DB-NNF Nitrogen NF  
DB-NOUSP Nitrous Oxide USP  
DB-CO2USP Carbon Dioxide USP



25

**LABEL BUFFER**

Part # LB-D160B  
Color coded bands can be used to identify pressure: Yellow for 22 PSI, Blue for 235 PSI, and gray.



26

**PRESSURE BUILDER REGULATOR**

Part # CR-400



27

**ELBOW**

Part # FIT-90M140D38



28

**TUBING**

Part # CCT-PBL



29

**FITTING**

Part # FIT-M380D38



30

**ECONOMIZER REGULATOR**

Part # CE-400



31

**ELBOW**

Part # FIT-90M140D38



32

**SCREW**

Part # CSS-T3



35

**LOCKWASHER**

Part # LC-T3



36

**GAUGE PROTECTOR**

Part # SGP-TFC



37

**LIQUID LEVEL GAUGE**

**Obsolete**  
You will need a conversion kit to change to the new style Float Gauge.  
See Conversion Kit Section #45

38

**O-RING Obsolete**

You will need a conversion kit to change to the new style Float Gauge.  
See Conversion Kit Section #45

39

**SPRING Obsolete**

You will need a conversion kit to change to the new style Float Gauge.  
See Conversion Kit Section #45

40

**FLOAT ROD**

Part # FR-45



41

**DECALS**

Part #'s SG-DA Argon  
# SG-DCO2 Carbon Dioxide  
# SG-DN Nitrogen  
# SG-DN2O Nitrous Oxide  
# SG-DO Oxygen



42

**SIGHT GAUGE CONVERSION KIT**

**SIGHT GAUGE CONVERSION KIT**

Part # LL-RETRO45

Includes the following:

45

**SCREW**

Part # CSS-T3

**WASHER**

Part # LC-T3

**GAUGE PROTECTOR**

Part # SGP-TRC

**LIQUID LEVEL GAUGE**

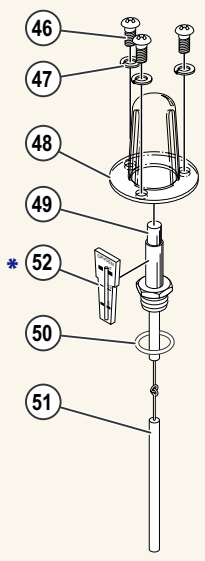
Part # LL-TW-M450

**O-RING**

Part # SGP-TFC-OR

**FLOAT ROD**

Part # FR-45



- Sold Separately -

**\*SNAP ON INDICATOR**

Part #'s LL-TW-RA Argon  
# LL-TW-RCO CO2  
# LL-TW-RN Nitrogen  
# LL-TW-RNO Nitrous Oxide  
# LL-TW-RO Oxygen

52



**MEDICAL CGA FITTINGS**

**TAMPER PROOF DEVICE**

This system cannot be removed without rendering the CGA outlet connection unusable.



**INERT**

1 Part # TPG-580 CGA 580 (Gas use)  
2 3 Part # TPG-295 CGA 295 (Vent & Liquid use)

**OXYGEN**

1 Part # TPG-540 CGA 540 (Gas use)  
2 3 Part # TPG-440 CGA 440 (Vent & Liquid use)

**CARBON DIOXIDE**

1 Part # TPG-320 CGA 320 (CO<sup>2</sup> Gas)  
2 3 Part # TPG-622 CGA 622 (Vent & Liquid use)

**CROSS**

Part # FIT-X14

Cross Brass 1/4 FPT Forged




**CGA FITTINGS AND DUST CAPS**

**INERT ARGON/NITROGEN FITTINGS**

**CGA 580**

Part # CGA-58038


Inert Gas 3/8" NPT



**CGA 295**

Part # CGA-29538

Inert Vent and Liquid 3/8" NPT



**OXYGEN FITTINGS**

**CGA 540**

Part # CGA-54038

Oxygen Gas use 3/8" NPT



**CGA 440**

Part # CGA-44038

Oxygen Vent and Liquid use 3/8" NPT




**CARBON DIOXIDE FITTINGS**

**CGA 320**

Part # CGA-32038

For CO<sup>2</sup> 3/8" NPT Used for Gas/Liquid



**CGA 295**

Part # CGA-29538

Industry Standard Used for Vent 3/8" NPT



\*Optional CGA Standard

Vent/Liquid — CGA 622


Part # CGA-62238

**INERT ARGON/NITROGEN DUST CAPS**

**CGA 580 DUST CAP**

Part # CGA-580DC

Dust Cap for Inert Gas use CGA 580



**CGA 295 DUST CAP**

Part # CGA-295DC

Dust Cap for Inert Vent and Liquid



**OXYGEN DUST CAPS**

**CGA 540 DUST CAP**

Part # CGA-540DC


Gas Dust Cap and Chain for CGA 540



**CGA 440 DUST CAP**

Part # CGA-440DC

Oxygen Vent and Liquid use



**CARBON DIOXIDE DUST CAPS**

**CGA 320 DUST CAP**

Part # CGA-320DC

Dust Cap for CO<sup>2</sup> Gas/Liquid 3/8" NPT



**CGA 295 DUST CAP**

Part # CGA-295DC

Dust Cap for Vent



\*Optional CGA Standard

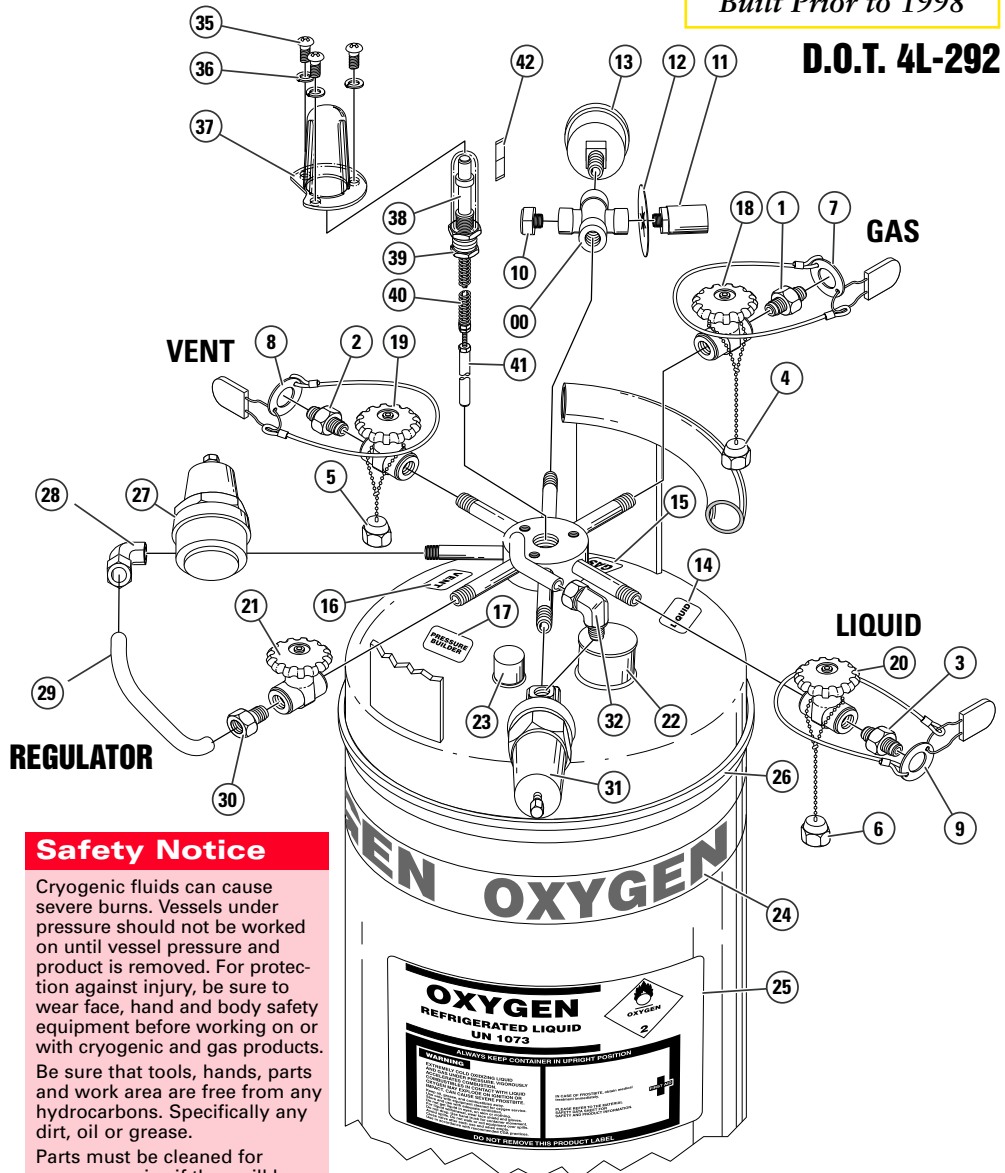
Vent/Liquid — CGA 622 Part # CGA-622DC

**RMI TAYLOR WHARTON STYLE XL-55 HP PB-ECONO**

Parts for

Built Prior to 1998

**D.O.T. 4L-292**



**Safety Notice**

Cryogenic fluids can cause severe burns. Vessels under pressure should not be worked on until vessel pressure and product is removed. For protection against injury, be sure to wear face, hand and body safety equipment before working on or with cryogenic and gas products. Be sure that tools, hands, parts and work area are free from any hydrocarbons. Specifically any dirt, oil or grease.

Parts must be cleaned for oxygen service if they will be exposed to product.

Text and Illustration copyright © 2007 by Ratermann Manufacturing, Inc. All Rights Reserved.

**TAMPER DEVICE KITS 7 8 9**

Oxygen — 1 Kit

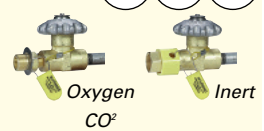
Part # CGP-23

Inert — 1 Kit

Part # CGP-13

CO<sup>2</sup> — 1 Kit

Part # CGP-25



**RUPTURE DISC 10**


Part # BD-350

Rupture Disc 1/4 NPT



**RELIEF VALVE**

Part # LPR-350  
Relief Valve Brass  
1/4 NPT 350 PSI



**PRESSURE RELIEF I.D. DISC**

Part # DS-350  
Color-coded pressure relief I.D. discs are imprinted with the appropriate pressure of safety relief.



**GAUGE**

Part # PG-600  
Pressure Gauge 2" Dial  
0-600 PSI/BAR/KPA



**LABEL LIQUID**

Part # DL-OL  
Decal - Liquid Valve



**LABEL GAS**

Part # DL-OG  
Decal - Gas



**LABEL VENT**

Part # DL-OV  
Decal - Vent



**LABEL PB**

Part # DL-OPB  
Decal - Pressure Builder Valve



**GAS USE VALVE**

Part # VR-38F218TB-G  
Green Handle - Valve Brass  
GH 3/8 FPT x 3/8 SCH 10  
(VALVE REBUILD KIT Pt # VR-RBK1)



**VENT USE VALVE**

Part # VR-38F218TB-S  
Silver Handle - Valve Brass  
GH 3/8 FPT x 3/8 SCH 10  
(VALVE REBUILD KIT Pt # VR-RBK1)



**LIQUID USE VALVE**

Part # VR-38F218TB-B  
Blue Handle - Valve Brass  
BH 3/8 FPT x 3/8 SCH 10  
(VALVE REBUILD KIT Pt # VR-RBK1)



**VALVE PRESSURE BUILDER**

Part # VR-38F38F  
Short-stem shut off valves 3/8" FNPT  
(VALVE REBUILD KIT Pt # VR-RBK1)



**CAP**

Part # DC-CAP  
Cap Vinyl - Plastic Blue



**CAP**

Part # PC-M78  
Pumpout Cap



**DEWAR 360° WRAP AROUND TAPE**

Part #'s for Gas Tape:  
DG-TC Carbon Dioxide DG-TO Oxygen  
DG-TN Nitrogen DG-TA Argon



Part #'s for Medical Tape:

DG-MEDO Medical Oxygen  
DG-MEDN Medical Nitrogen  
DG-MEDNO Med Nitrous Oxide  
DG-MEDCO2 Med Carbon Dioxide



**DEWAR LABELS**

Part #'s  
DB-O Oxygen DB-A Argon  
DB-N Nitrogen DB-CO2 CO2  
DB-USP Oxygen USP  
DB-NNF Nitrogen NF  
DB-NOUSP Nitrous Oxide USP  
DB-CO2USP Carbon Dioxide USP



**LABEL BUFFER**

Part # LB-D160B  
Color coded bands can be used to identify pressure: Yellow for 22 PSI, Blue for 235 PSI, and gray.



**PRESSURE BUILDER REGULATOR**

Part # CR-300



**ELBOW**

Part # FIT-90M140D38



**TUBING**

Part # CCT-PBL



**FITTING**

Part # FIT-M38OD38



**ECONOMIZER REGULATOR**

Part # CE-325



**ELBOW**

Part # FIT-90M140D38



**SCREW**

Part # CSS-T3



**LOCKWASHER**

Part # LC-T3



**GAUGE PROTECTOR**

Part # SGP-TFC



**LIQUID LEVEL GAUGE**

**Obsolete**  
You will need a conversion kit to change to the new style Float Gauge.  
See Conversion Kit Section #45



**O-RING Obsolete**

You will need a conversion kit to change to the new style Float Gauge.  
See Conversion Kit Section #45



**SPRING Obsolete**

You will need a conversion kit to change to the new style Float Gauge.  
See Conversion Kit Section #45



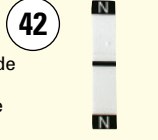
**FLOAT ROD**

Part # FR-45



**DECALS**

Part #'s SG-DA Argon  
# SG-DCO2 Carbon Dioxide  
# SG-DN Nitrogen  
# SG-DN2O Nitrous Oxide  
# SG-DO Oxygen



**SIGHT GAUGE CONVERSION KIT**

**SIGHT GAUGE CONVERSION KIT**

Part # LL-RETRO45

Includes the following:

45 **SCREW**  
Part # CSS-T3

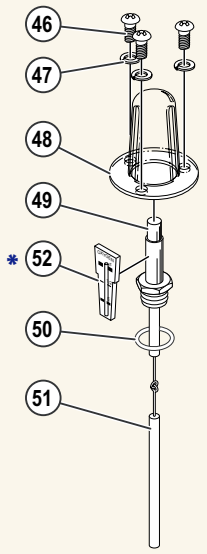
47 **WASHER**  
Part # LC-T3

48 **GAUGE PROTECTOR**  
Part # SGP-TRC

49 **LIQUID LEVEL GAUGE**  
Part # LL-TW-M450

50 **O-RING**  
Part # SGP-TFC-OR

51 **FLOAT ROD**  
Part # FR-45



- Sold Separately -

**\*SNAP ON INDICATOR**

Part #'s LL-TW-RA Argon  
# LL-TW-RCO CO2  
# LL-TW-RN Nitrogen  
# LL-TW-RNO Nitrous Oxide  
# LL-TW-RO Oxygen



**MEDICAL CGA FITTINGS**

**TAMPER PROOF DEVICE**

This system cannot be removed without rendering the CGA outlet connection unusable.



**INERT**

1 Part # TPG-580 CGA 580 (Gas use)  
2 3 Part # TPG-295 CGA 295 (Vent & Liquid use)

**OXYGEN**

1 Part # TPG-540 CGA 540 (Gas use)  
2 3 Part # TPG-440 CGA 440 (Vent & Liquid use)

**CARBON DIOXIDE**

1 Part # TPG-320 CGA 320 (CO<sup>2</sup> Gas)  
2 3 Part # TPG-622 CGA 622 (Vent & Liquid use)

# RMI RATERMANN MANUFACTURING, INC.

**CROSS**

Part # **FIT-X14**

Cross Brass 1/4 FPT Forged



## CGA FITTINGS AND DUST CAPS

### INERT ARGON/NITROGEN FITTINGS

**CGA 580**

Part # **CGA-58038**


Inert Gas 3/8" NPT



**CGA 295**

Part # **CGA-29538**

Inert Vent and Liquid 3/8" NPT



### OXYGEN FITTINGS

**CGA 540**

Part # **CGA-54038**

Oxygen Gas use 3/8" NPT



**CGA 440**

Part # **CGA-44038**

Oxygen Vent and Liquid use 3/8" NPT



### INERT ARGON/NITROGEN DUST CAPS

**CGA 580 DUST CAP**

Part # **CGA-580DC**

Dust Cap for Inert Gas use CGA 580



**CGA 295 DUST CAP**

Part # **CGA-295DC**

Dust Cap for Inert Vent and Liquid



### OXYGEN DUST CAPS

**CGA 540 DUST CAP**

Part # **CGA-540DC**

Gas Dust Cap and Chain for CGA 540



**CGA 440 DUST CAP**

Part # **CGA-440DC**

Oxygen Vent and Liquid use



Oxygen Safe

Valve Leak Check

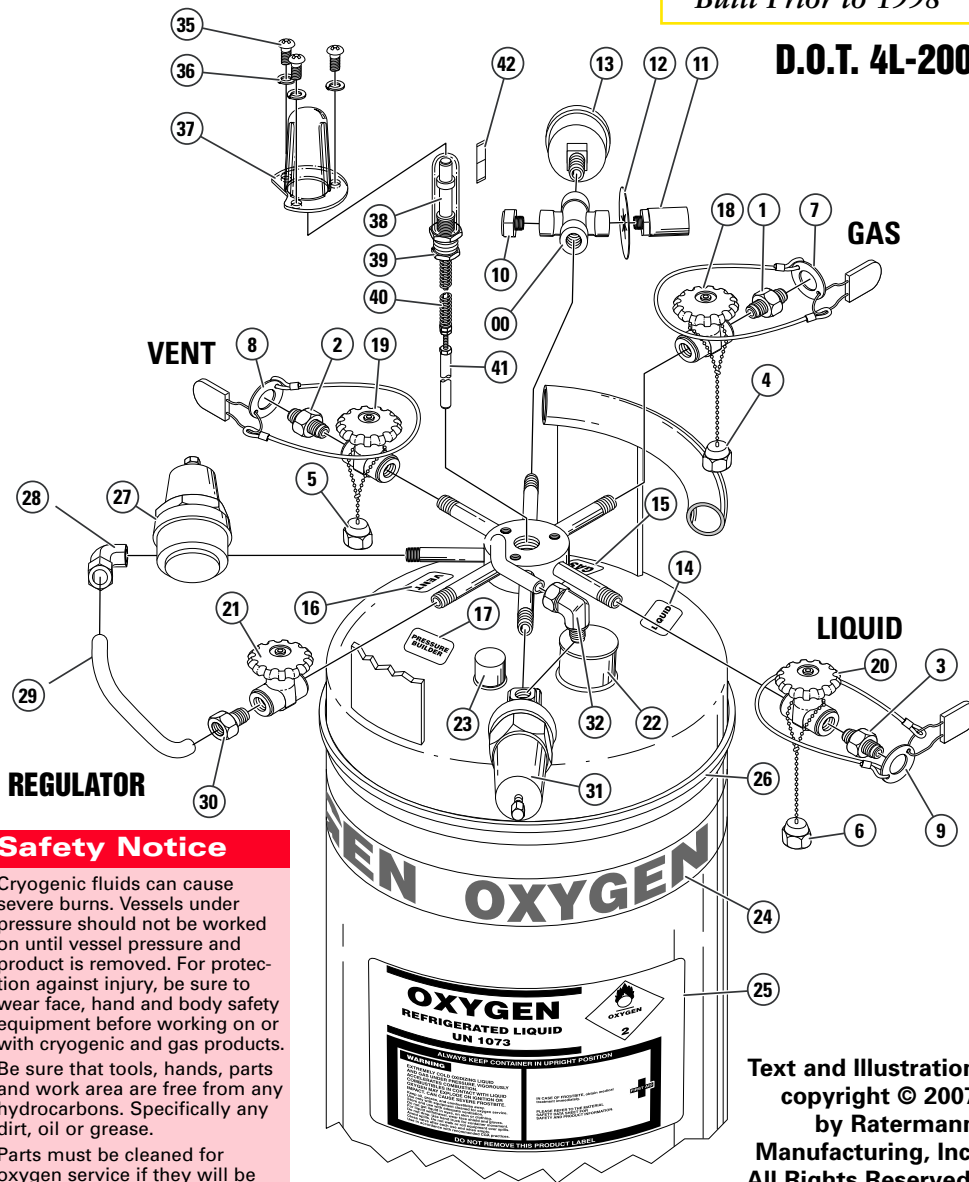
see page **8A-13** for more info

## RMI TAYLOR WHARTON STYLE XL-65 PB-ECONO

Parts for

Built Prior to 1998

D.O.T. 4L-200



**Safety Notice**  
Cryogenic fluids can cause severe burns. Vessels under pressure should not be worked on until vessel pressure and product is removed. For protection against injury, be sure to wear face, hand and body safety equipment before working on or with cryogenic and gas products. Be sure that tools, hands, parts and work area are free from any hydrocarbons. Specifically any dirt, oil or grease. Parts must be cleaned for oxygen service if they will be exposed to product.

Text and Illustration copyright © 2007 by Ratermann Manufacturing, Inc. All Rights Reserved.

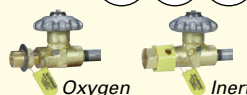
### TAMPER DEVICE KITS 7 8 9

Oxygen - 1 Kit

Part # **CGP-23**

Inert - 1 Kit

Part # **CGP-13**




### RUPTURE DISC 10

Part # **BD-230**

Rupture Disc

1/4" NPT



### RELIEF VALVE 11

Part # **LPR-230**

Relief Valve Brass


1/4 NPT 230 PSI



### PRESSURE RELIEF I.D. DISC 12

Part # **DS-230**

Color-coded pressure relief I.D. discs are imprinted with the appropriate pressure of safety relief.



### GAUGE 13

Part # **PG-400**

Pressure Gauge 2" Dial

0-400 PSI/BAR/KPA



### LABEL LIQUID 14

Part # **DL-OL**

Decal -

Liquid Valve



**LABEL GAS**

Part # DL-OG  
Decal - Gas

15



**LABEL VENT**

Part # DL-OV  
Decal - Vent

16



**LABEL PB**

Part # DL-OPB  
Decal - Pressure  
Builder Valve

17



**GAS USE VALVE**

Part # VR-38F218TB-G  
Green Handle - Valve Brass  
GH 3/8 FPT x 3/8 SCH 10  
(VALVE REBUILD KIT Pt # VR-RBK1)

18



**VENT USE VALVE**

Part # VR-38F218TB-S  
Silver Handle - Valve Brass  
GH 3/8 FPT x 3/8 SCH 10  
(VALVE REBUILD KIT Pt # VR-RBK1)

19



**LIQUID USE VALVE**

Part # VR-38F218TB-B  
Blue Handle - Valve Brass  
BH 3/8 FPT x 3/8 SCH 10  
(VALVE REBUILD KIT Pt # VR-RBK1)

20



**VALVE PRESSURE BUILDER**

Part # VR-38F38F  
Short-stem shut off  
valves 3/8" FNPT  
(VALVE REBUILD KIT Pt # VR-RBK1)

21



**CAP**

Part # DC-CAP  
Cap Vinyl -  
Plastic Blue

22



**CAP**

Part # PC-M78  
Pumpout Cap

23



**DEWAR 360° WRAP AROUND TAPE**

Part #'s for Gas Tape:  
DG-TO Oxygen  
DG-TN Nitrogen  
DG-TA Argon

24



Part #'s for Medical Tape:

DG-MEDO Medical Oxygen  
DG-MEDN Medical Nitrogen  
DG-MEDNO Med Nitrous Oxide

**DEWAR LABELS**

Part #'s

DB-O Oxygen

DB-A Argon


DB-N Nitrogen

DB-USP Oxygen USP

DB-NNF Nitrogen NF

DB-NOUSP Nitrous Oxide USP

25



**LABEL BUFFER**

Part # LB-D160B

Color coded bands can be used to  
identify pressure: Yellow for 22  
PSI, Blue for 235 PSI, and gray.


26



**PRESSURE BUILDER REGULATOR**

Part # CR-125

27



**ELBOW**

Part #  
FIT-90M140D38

28



**TUBING**

Part #  
CCT-PBL

29



**FITTING**

Part #  
FIT-M380D38

30



**ECONOMIZER REGULATOR**

Part # CE-140

31



**ELBOW**

Part #  
FIT-90M140D38

32



**SCREW**

Part # CSS-T3

35



**LOCKWASHER**

Part # LC-T3

36



**GAUGE PROTECTOR**

Part # SGP-TFC

37



**LIQUID LEVEL GAUGE**

*Obsolete*

38

You will need a conversion kit to  
change to the new style Float Gauge.  
See Conversion Kit Section #45

**O-RING** *Obsolete*

You will need a conversion kit to  
change to the new style Float Gauge.  
See Conversion Kit Section #45

39

**SPRING** *Obsolete*

You will need a conversion kit to  
change to the new style Float Gauge.  
See Conversion Kit Section #45

40

**FLOAT ROD**

Part #'s

For XL-45 use Pt # FR-45  
For XL-50/XL-55 use Pt # FP-5055

41



**DECALS**

Part #'s SG-DA Argon  
# SG-DN Nitrogen  
# SG-DN2O Nitrous Oxide  
# SG-DO Oxygen

42



**SIGHT GAUGE CONVERSION KIT**

**SIGHT GAUGE CONVERSION KIT**

For XL-45 use Pt # LL-RETRO45  
For XL-50/XL-55 use Pt # LL-RETRO45-9C55  
Includes the following:

46 **SCREW**  
Part # CSS-T3

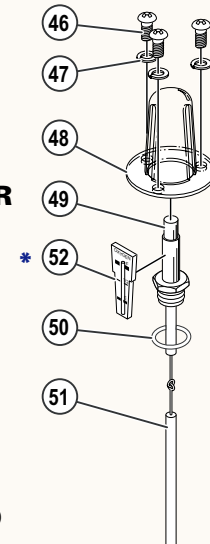
47 **WASHER**  
Part # LC-T3

48 **GAUGE PROTECTOR**  
Part # SGP-TRC

49 **LIQUID LEVEL GAUGE**  
Part #  
LL-TW-M450

50 **O-RING**  
Part #  
SGP-TFC-OR

51 **FLOAT ROD**  
Part #'s  
For XL-45 use Pt # FR-45  
For XL-50/XL-55 use Pt # FP-5055



- Sold Separately -

**\*SNAP ON INDICATOR**

Part #'s LL-TW-RA Argon  
# LL-TW-RN Nitrogen  
# LL-TW-RNO Nitrous Oxide  
# LL-TW-RO Oxygen

52



**MEDICAL CGA FITTINGS**

**TAMPER PROOF DEVICE**

This system cannot be removed  
without rendering the CGA  
outlet connection unusable.



**INERT**

1 Part # TPG-580 CGA 580

(Gas use)

2 3 Part # TPG-295 CGA 295

(Vent & Liquid use)

**OXYGEN**

1 Part # TPG-540 CGA 540

(Gas use)

2 3 Part # TPG-440 CGA 440

(Vent & Liquid use)

**CROSS**

Part # FIT-X14

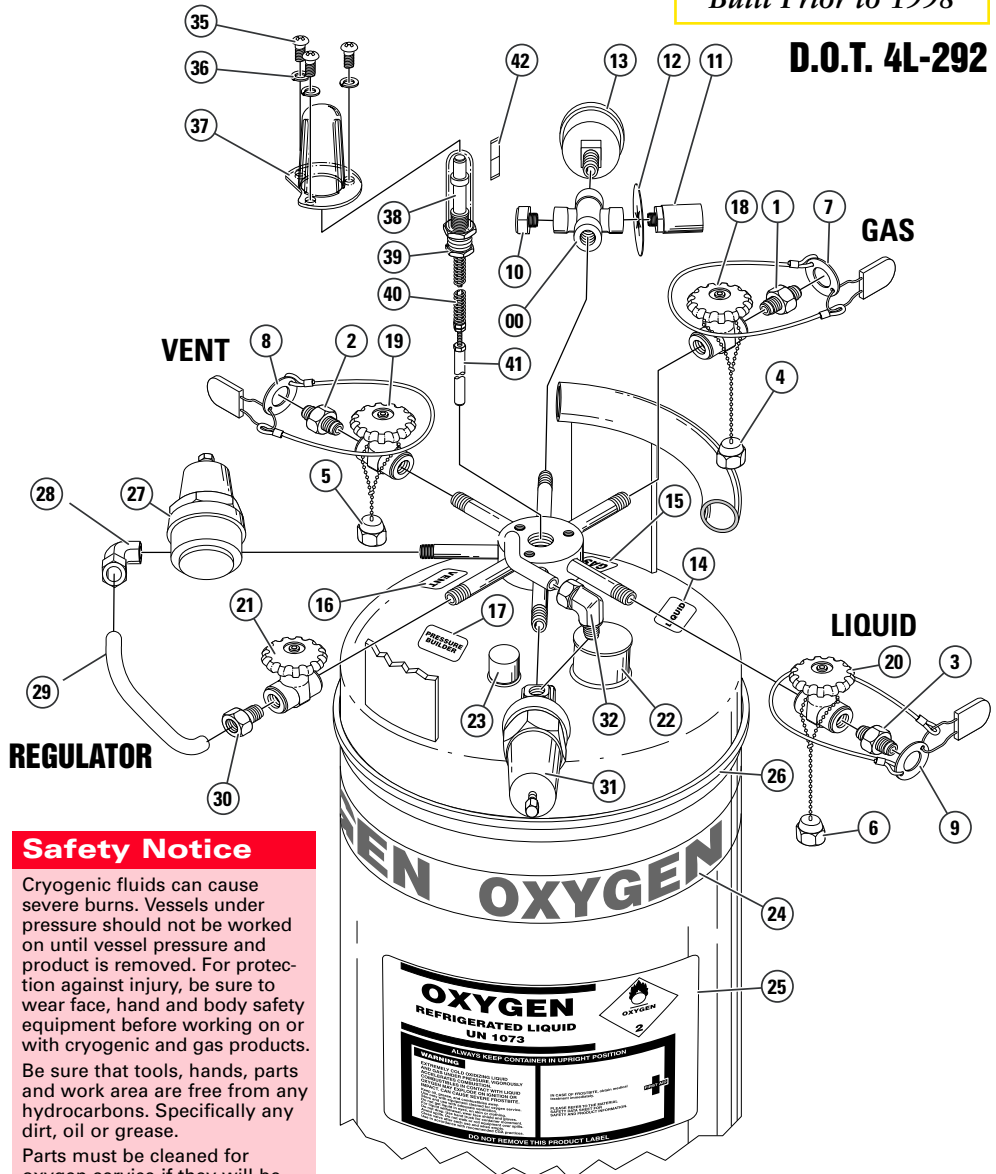
Cross Brass 1/4 FPT Forged



**RMI TAYLOR WHARTON STYLE XL-65 HP PB-ECONO**  
Parts for

Built Prior to 1998

**D.O.T. 4L-292**



**Safety Notice**  
Cryogenic fluids can cause severe burns. Vessels under pressure should not be worked on until vessel pressure and product is removed. For protection against injury, be sure to wear face, hand and body safety equipment before working on or with cryogenic and gas products. Be sure that tools, hands, parts and work area are free from any hydrocarbons. Specifically any dirt, oil or grease. Parts must be cleaned for oxygen service if they will be exposed to product.

Text and Illustration copyright © 2007 by Ratermann Manufacturing, Inc. All Rights Reserved.

**CGA FITTINGS AND DUST CAPS**  
**INERT ARGON/NITROGEN FITTINGS**


**CGA 580**

Part # CGA-58038  
Inert Gas 3/8" NPT



**CGA 295**

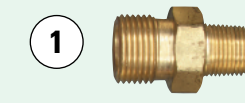
Part # CGA-29538  
Inert Vent and Liquid 3/8" NPT



**OXYGEN FITTINGS**


**CGA 540**

Part # CGA-54038  
Oxygen Gas use 3/8" NPT



**CGA 440**


Part # CGA-44038  
Oxygen Vent and Liquid use 3/8" NPT



**CARBON DIOXIDE FITTINGS**


**CGA 320**

Part # CGA-32038  
For CO<sup>2</sup> 3/8" NPT  
Used for Gas/Liquid



**CGA 295**

Part # CGA-29538  
Industry Standard  
Used for Vent 3/8" NPT



\*Optional CGA Standard Vent/Liquid — CGA 622  
Part # CGA-62238

**INERT ARGON/NITROGEN DUST CAPS**

**CGA 580 DUST CAP**

Part # CGA-580DC  
Dust Cap for Inert Gas use CGA 580



**CGA 295 DUST CAP**


Part # CGA-295DC  
Dust Cap for Inert Vent and Liquid



**OXYGEN DUST CAPS**


**CGA 540 DUST CAP**

Part # CGA-540DC  
Gas Dust Cap and Chain for CGA 540



**CGA 440 DUST CAP**

Part # CGA-440DC  
Oxygen Vent and Liquid use



**CARBON DIOXIDE DUST CAPS**

**CGA 320 DUST CAP**

Part # CGA-320DC  
Dust Cap for CO<sup>2</sup> Gas/Liquid 3/8" NPT



**CGA 295 DUST CAP**

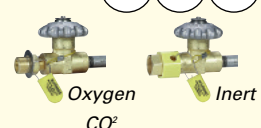
Part # CGA-295DC  
Dust Cap for Vent



\*Optional CGA Standard Vent/Liquid — CGA 622 Part # CGA-622DC


**TAMPER DEVICE KITS**

Oxygen — 1 Kit Part # CGP-23  
Inert — 1 Kit Part # CGP-13  
CO<sup>2</sup> — 1 Kit Part # CGP-25




**RUPTURE DISC**

Part # BD-350  
Rupture Disc 1/4 NPT



**RELIEF VALVE**

Part # **LPR-350**  
Relief Valve Brass  
1/4 NPT 350 PSI



**PRESSURE RELIEF I.D. DISC**

Part # **DS-350**  
Color-coded pressure relief I.D. discs are imprinted with the appropriate pressure of safety relief.



**GAUGE**

Part # **PG-600**  
Pressure Gauge 2" Dial  
0-600 PSI/BAR/KPA



**LABEL LIQUID**

Part # **DL-OL**  
Decal -  
Liquid Valve



**LABEL GAS**

Part # **DL-OG**  
Decal - Gas



**LABEL VENT**

Part # **DL-OV**  
Decal - Vent



**LABEL PB**

Part # **DL-OPB**  
Decal - Pressure  
Builder Valve



**GAS USE VALVE**

Part # **VR-38F218TB-G**  
Green Handle - Valve Brass  
GH 3/8 FPT x 3/8 SCH 10  
(VALVE REBUILD KIT Pt # VR-RBK1)



**VENT USE VALVE**

Part # **VR-38F218TB-S**  
Silver Handle - Valve Brass  
GH 3/8 FPT x 3/8 SCH 10  
(VALVE REBUILD KIT Pt # VR-RBK1)



**LIQUID USE VALVE**

Part # **VR-38F218TB-B**  
Blue Handle - Valve Brass  
BH 3/8 FPT x 3/8 SCH 10  
(VALVE REBUILD KIT Pt # VR-RBK1)



**VALVE PRESSURE BUILDER**

Part # **VR-38F38F**  
Short-stem shut off  
valves 3/8" FNPT  
(VALVE REBUILD KIT Pt # VR-RBK1)



**CAP**

Part # **DC-CAP**  
Cap Vinyl -  
Plastic Blue



**CAP**

Part # **PC-M78**  
Pumpout Cap



**DEWAR 360° WRAP AROUND TAPE**

Part #'s for Gas Tape:  
DG-TC Carbon Dioxide DG-TO Oxygen  
DG-TN Nitrogen DG-TA Argon



Part #'s for Medical Tape:  
DG-MEDO Medical Oxygen  
DG-MEDN Medical Nitrogen  
DG-MEDNO Med Nitrous Oxide  
DG-MEDCO2 Med Carbon Dioxide



**DEWAR LABELS**

Part #'s  
DB-O Oxygen DB-A Argon  
DB-N Nitrogen DB-CO2 CO2  
DB-USP Oxygen USP  
DB-NNF Nitrogen NF  
DB-NOUSP Nitrous Oxide USP  
DB-CO2USP Carbon Dioxide USP



**LABEL BUFFER**

Part # **LB-D160B**  
Color coded bands can be used to identify pressure: Yellow for 22 PSI, Blue for 235 PSI, and gray.



**PRESSURE BUILDER REGULATOR**

Part # **CR-300**



**ELBOW**

Part #  
**FIT-90M140D38**



**TUBING**

Part #  
**CCT-PBL**



**FITTING**

Part #  
**FIT-M380D38**



**ECONOMIZER REGULATOR**

Part # **CE-325**



**ELBOW**

Part #  
**FIT-90M140D38**



**SCREW**

Part # **CSS-T3**



**LOCKWASHER**

Part # **LC-T3**



**GAUGE PROTECTOR**

Part # **SGP-TFC**



**LIQUID LEVEL GAUGE**

**Obsolete**  
You will need a conversion kit to change to the new style Float Gauge.  
See Conversion Kit Section #45



**O-RING Obsolete**

You will need a conversion kit to change to the new style Float Gauge.  
See Conversion Kit Section #45



**SPRING Obsolete**

You will need a conversion kit to change to the new style Float Gauge.  
See Conversion Kit Section #45




**FLOAT ROD**

Part # **FR-45**



**DECALS**

Part #'s **SG-DA** Argon  
# **SG-DCO2** Carbon Dioxide  
# **SG-DN** Nitrogen  
# **SG-DN2O** Nitrous Oxide  
# **SG-DO** Oxygen



**SIGHT GAUGE CONVERSION KIT**

**SIGHT GAUGE CONVERSION KIT**

Part # **LL-RETRO45**

Includes the following:

45 **SCREW**  
Part # **CSS-T3**

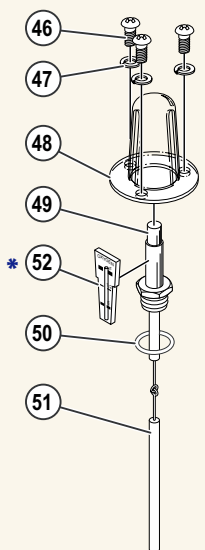
47 **WASHER**  
Part # **LC-T3**

48 **GAUGE PROTECTOR**  
Part # **SGP-TRC**

49 **LIQUID LEVEL GAUGE**  
Part #  
**LL-TW-M450**

50 **O-RING**  
Part #  
**SGP-TFC-OR**

51 **FLOAT ROD**  
Part # **FR-45**



- Sold Separately -

**\*SNAP ON INDICATOR**

Part #'s **LL-TW-RA** Argon  
# **LL-TW-RCO** CO2  
# **LL-TW-RN** Nitrogen  
# **LL-TW-RNO** Nitrous Oxide  
# **LL-TW-RO** Oxygen



**MEDICAL CGA FITTINGS**

**TAMPER PROOF DEVICE**

This system cannot be removed without rendering the CGA outlet connection unusable.



**INERT**

1 Part # **TPG-580** CGA 580  
(Gas use)  
2 3 Part # **TPG-295** CGA 295  
(Vent & Liquid use)

**OXYGEN**

1 Part # **TPG-540** CGA 540  
(Gas use)  
2 3 Part # **TPG-440** CGA 440  
(Vent & Liquid use)

**CARBON DIOXIDE**

1 Part # **TPG-320** CGA 320  
(CO<sup>2</sup> Gas)  
2 3 Part # **TPG-622** CGA 622  
(Vent & Liquid use)

**CROSS**

Part # FIT-X14

Cross Brass 1/4 FPT Forged



**RMI RATERMANN MANUFACTURING, INC.**

**RMI TAYLOR WHARTON STYLE XL-70 PB-ECONO**  
Parts for


Built Prior to 1998

**D.O.T. 4L-200**

**CGA FITTINGS AND DUST CAPS**  
**INERT ARGON/NITROGEN FITTINGS**


**CGA 580**

Part # CGA-58038  
Inert Gas 3/8" NPT



**CGA 295**

Part # CGA-29538  
Inert Vent and Liquid 3/8" NPT



**OXYGEN FITTINGS**

**CGA 540**

Part # CGA-54038  
Oxygen Gas use 3/8" NPT



**CGA 440**

Part # CGA-44038  
Oxygen Vent and Liquid use 3/8" NPT



**INERT ARGON/NITROGEN DUST CAPS**


**CGA 580 DUST CAP**

Part # CGA-580DC  
Dust Cap for Inert Gas use CGA 580



**CGA 295 DUST CAP**

Part # CGA-295DC  
Dust Cap for Inert Vent and Liquid



**OXYGEN DUST CAPS**

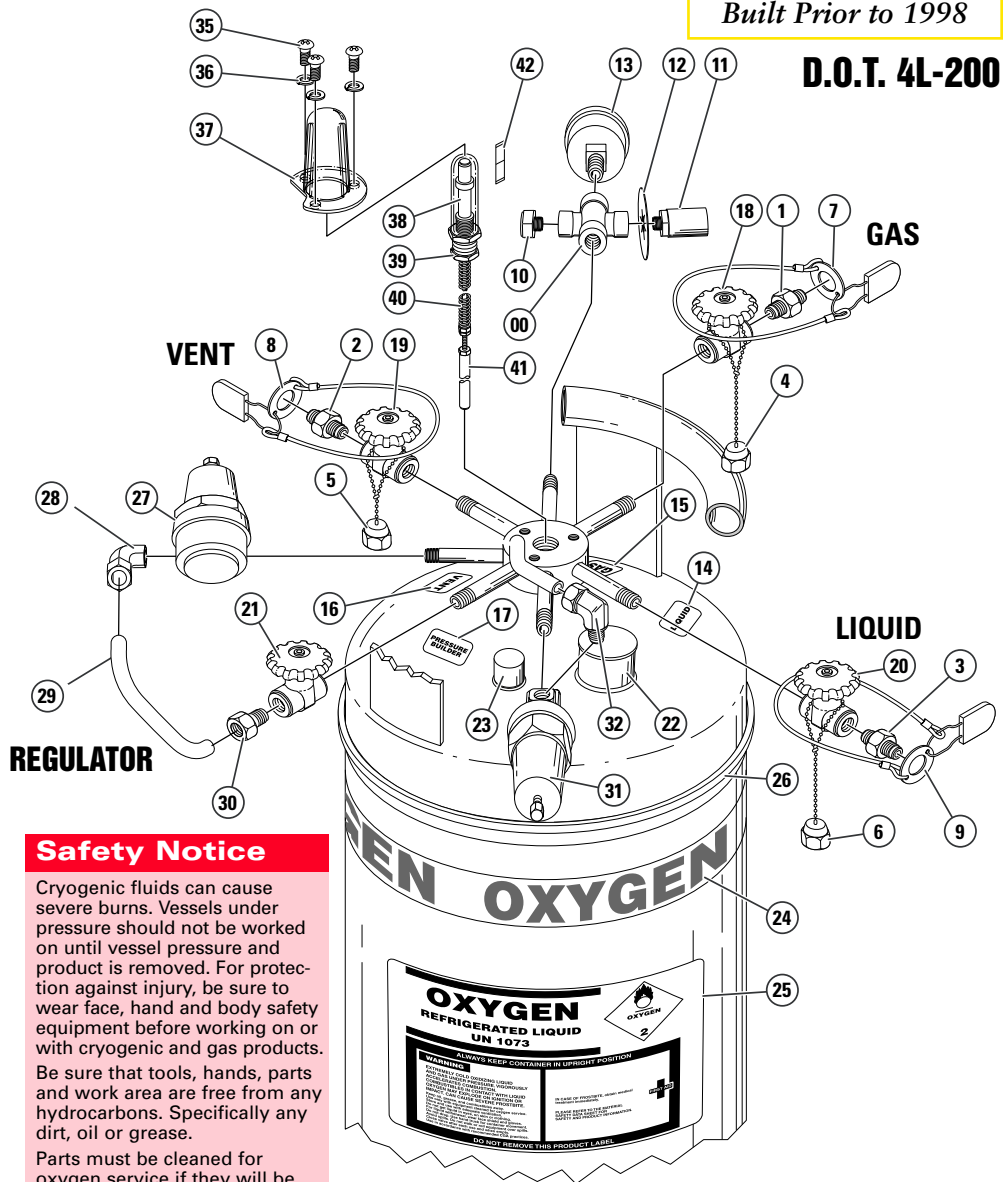

**CGA 540 DUST CAP**

Part # CGA-540DC  
Gas Dust Cap and Chain for CGA 540



**CGA 440 DUST CAP**

Part # CGA-440DC  
Oxygen Vent and Liquid use




**Safety Notice**

Cryogenic fluids can cause severe burns. Vessels under pressure should not be worked on until vessel pressure and product is removed. For protection against injury, be sure to wear face, hand and body safety equipment before working on or with cryogenic and gas products. Be sure that tools, hands, parts and work area are free from any hydrocarbons. Specifically any dirt, oil or grease. Parts must be cleaned for oxygen service if they will be exposed to product.

Text and Illustration copyright © 2007 by Ratermann Manufacturing, Inc. All Rights Reserved.


**TAMPER DEVICE KITS**

Oxygen - 1 Kit  
Part # CGP-23  
Inert - 1 Kit  
Part # CGP-13



**RUPTURE DISC**

Part # BD-230  
Rupture Disc 1/4"



**RELIEF VALVE**

Part # LPR-230  
Relief Valve Brass 1/4 NPT 230 PSI



**PRESSURE RELIEF I.D. DISC**

Part # DS-230  
Color-coded pressure relief I.D. discs are imprinted with the appropriate pressure of safety relief.



**GAUGE**

Part # PG-400  
Pressure Gauge 2" Dial 0-400 PSI/BAR/KPA



**LABEL LIQUID**

Part # DL-OL  
Decal - Liquid Valve



Oxygen Safe Valve Leak Check

see page 8A-13 for more info

**LABEL GAS**

Part # DL-OG  
Decal - Gas

15



**LABEL VENT**

Part # DL-OV  
Decal - Vent

16



**LABEL PB**

Part # DL-OPB  
Decal - Pressure  
Builder Valve

17



**GAS USE VALVE**

Part # VR-38F218TB-G  
Green Handle - Valve Brass  
GH 3/8 FPT x 3/8 SCH 10  
(VALVE REBUILD KIT Pt # VR-RBK1)

18



**VENT USE VALVE**

Part # VR-38F218TB-S  
Silver Handle - Valve Brass  
GH 3/8 FPT x 3/8 SCH 10  
(VALVE REBUILD KIT Pt # VR-RBK1)

19



**LIQUID USE VALVE**

Part # VR-38F218TB-B  
Blue Handle - Valve Brass  
BH 3/8 FPT x 3/8 SCH 10  
(VALVE REBUILD KIT Pt # VR-RBK1)

20



**VALVE PRESSURE  
BUILDER**

Part # VR-38F38F  
Short-stem shut off  
valves 3/8" FNPT  
(VALVE REBUILD KIT Pt # VR-RBK1)

21



**CAP**

Part # DC-CAP  
Cap Vinyl -  
Plastic Blue

22



**CAP**

Part # PC-M78  
Pumpout Cap

23



**DEWAR 360°  
WRAP AROUND TAPE**

Part #'s for Gas Tape:  
DG-TO Oxygen  
DG-TN Nitrogen  
DG-TA Argon

24



Part #'s for Medical Tape:

DG-MEDO Medical Oxygen  
DG-MEDN Medical Nitrogen  
DG-MEDNO Med Nitrous Oxide




**DEWAR LABELS**

Part #'s

DB-O Oxygen  
DB-A Argon  
DB-N Nitrogen  
DB-USP Oxygen USP  
DB-NNF Nitrogen NF  
DB-NOUSP Nitrous Oxide USP

25



**LABEL BUFFER**

Part # LB-D160B  
Color coded bands can be used to  
identify pressure: Yellow for 22  
PSI, Blue for 235 PSI, and gray.

26



**PRESSURE  
BUILDER  
REGULATOR**

Part # CR-125

27



**ELBOW**

Part #  
FIT-90M140D38

28



**TUBING**

Part #  
CCT-PBL

29



**FITTING**

Part #  
FIT-M380D38

30



**ECONOMIZER  
REGULATOR**

Part # CE-140

31



**ELBOW**

Part #  
FIT-90M140D38

32



**SCREW**

Part # CSS-T3

35



**LOCKWASHER**

Part # LC-T3

36



**GAUGE PROTECTOR**

Part # SGP-TFC

37



**LIQUID LEVEL GAUGE**

**Obsolete**

You will need a conversion kit to  
change to the new style Float Gauge.  
See Conversion Kit Section #45

38

**O-RING *Obsolete***

You will need a conversion kit to  
change to the new style Float Gauge.  
See Conversion Kit Section #45

39

**SPRING *Obsolete***

You will need a conversion kit to  
change to the new style Float Gauge.  
See Conversion Kit Section #45

40

**FLOAT ROD**

Part #'s  
For XL-45 use Pt # FR-45  
For XL-50/XL-55 use Pt # FP-5055

41



**DECALS**

Part #'s SG-DA Argon  
# SG-DN Nitrogen  
# SG-DN2O Nitrous Oxide  
# SG-DO Oxygen

42

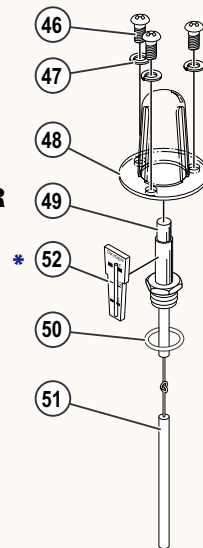


**SIGHT GAUGE  
CONVERSION KIT**

**SIGHT GAUGE  
CONVERSION KIT**

For XL-45 use Pt # LL-RETRO45  
For XL-50/XL-55 use Pt # LL-RETRO45-9C55  
Includes the following:

- 46 **SCREW**  
Part # CSS-T3
- 47 **WASHER**  
Part # LC-T3
- 48 **GAUGE  
PROTECTOR**  
Part # SGP-TRC
- 49 **LIQUID  
LEVEL  
GAUGE**  
Part #  
LL-TW-M450
- 50 **O-RING**  
Part #  
SGP-TFC-OR
- 51 **FLOAT ROD**  
Part #'s  
For XL-45 use Pt # FR-45  
For XL-50/XL-55 use Pt # FP-5055



- Sold Separately -

**\*SNAP ON INDICATOR**

Part #'s LL-TW-RA Argon  
# LL-TW-RN Nitrogen  
# LL-TW-RNO Nitrous Oxide  
# LL-TW-RO Oxygen

52



**MEDICAL CGA FITTINGS**

**TAMPER PROOF DEVICE**

This system cannot be removed  
without rendering the CGA  
outlet connection unusable.



**INERT**

- 1 Part # TPG-580 CGA 580  
(Gas use)
- 2 3 Part # TPG-295 CGA 295  
(Vent & Liquid use)

**OXYGEN**

- 1 Part # TPG-540 CGA 540  
(Gas use)
- 2 3 Part # TPG-440 CGA 440  
(Vent & Liquid use)

**CROSS**

Part # FIT-X14

Cross Brass 1/4 FPT Forged



**RMI RATERMANN**  
MANUFACTURING, INC.

RMI Parts for

**TAYLOR WHARTON  
STYLE - XL-45-50-55  
COMBO REGULATOR**


**D.O.T. 4L-200**

**CGA FITTINGS AND  
DUST CAPS**  
**INERT ARGON/NITROGEN  
FITTINGS**

**CGA 580**

Part # CGA-58038


Inert Gas 3/8" NPT



**CGA 295**

Part # CGA-29538

Inert Vent and  
Liquid 3/8" NPT




**OXYGEN FITTINGS**

**CGA 540**

Part # CGA-54038

Oxygen Gas use  
3/8" NPT



**CGA 440**

Part # CGA-44038

Oxygen Vent and  
Liquid use 3/8" NPT



**INERT ARGON/NITROGEN  
DUST CAPS**

**CGA 580 DUST CAP**

Part # CGA-580DC

Dust Cap for Inert Gas  
use CGA 580



**CGA 295  
DUST CAP**

Part # CGA-295DC

Dust Cap for Inert  
Vent and Liquid



**OXYGEN DUST CAPS**

**CGA 540  
DUST CAP**

Part # CGA-540DC

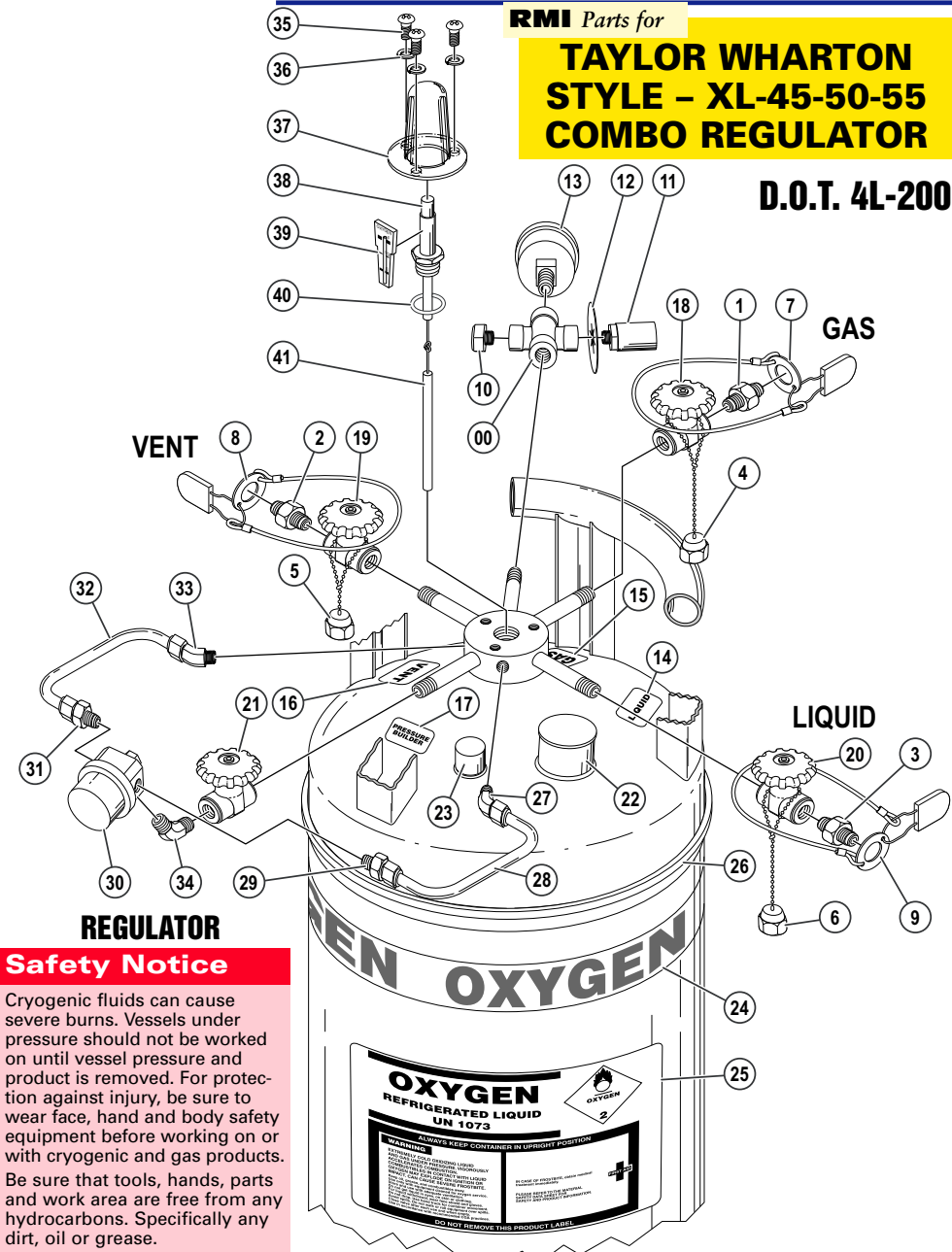
Gas Dust Cap and  
Chain for CGA 540



**CGA 440  
DUST CAP**

Part # CGA-440DC

Oxygen Vent and  
Liquid use



**Safety Notice**

Cryogenic fluids can cause severe burns. Vessels under pressure should not be worked on until vessel pressure and product is removed. For protection against injury, be sure to wear face, hand and body safety equipment before working on or with cryogenic and gas products. Be sure that tools, hands, parts and work area are free from any hydrocarbons. Specifically any dirt, oil or grease. Parts must be cleaned for oxygen service if they will be exposed to product.

Text and Illustration copyright © 2007 by Ratermann Manufacturing, Inc. All Rights Reserved.



Oxygen Safe  
Valve Leak Check

see page 8A-13 for more info

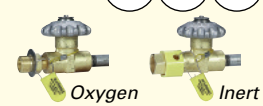
**TAMPER DEVICE KITS 7 8 9**

Oxygen - 1 Kit

Part # CGP-23

Inert - 1 Kit

Part # CGP-13




**RUPTURE DISC**

Part # BD-230

Rupture Disc

1/4"



**RELIEF VALVE**

Part # LPR-230

Relief Valve Brass

1/4 NPT 230 PSI



**PRESSURE RELIEF**

**I.D. DISC**

Part # DS-230

Color-coded pressure relief I.D. discs are imprinted with the appropriate pressure of safety relief.



**GAUGE**

Part # PG-400

Pressure Gauge 2" Dial

0-400 PSI/BAR/KPA



**LABEL LIQUID**

Part # DL-OL

Decal -

Liquid Valve



**LABEL GAS**

Part # DL-OG  
Decal - Gas

15



**LABEL VENT**

Part # DL-OV  
Decal - Vent

16



**LABEL PB**

Part # DL-OPB  
Decal - Pressure  
Builder Valve

17



**GAS USE VALVE**

Part # VR-38F218TB-G  
Green Handle - Valve Brass  
GH 3/8 FPT x 3/8 SCH 10  
(VALVE REBUILD KIT Pt # VR-RBK1)

18



**VENT USE VALVE**

Part # VR-38F218TB-S  
Silver Handle - Valve Brass  
GH 3/8 FPT x 3/8 SCH 10  
(VALVE REBUILD KIT Pt # VR-RBK1)

19



**LIQUID USE VALVE**

Part # VR-38F218TB-B  
Blue Handle - Valve Brass  
BH 3/8 FPT x 3/8 SCH 10  
(VALVE REBUILD KIT Pt # VR-RBK1)

20



**VALVE PRESSURE BUILDER**

Part # VR-38F38F  
Short-stem shut off  
valves 3/8" FNPT  
(VALVE REBUILD KIT Pt # VR-RBK1)

21



**CAP**

Part # DC-CAP  
Cap Vinyl -  
Plastic Blue

22



**CAP**

Part # PC-M78  
Pumpout Cap

23



**DEWAR 360° WRAP AROUND TAPE**

Part #'s for Gas Tape:  
DG-TO Oxygen  
DG-TN Nitrogen  
DG-TA Argon

24



Part #'s for Medical Tape:


DG-MEDO Medical Oxygen  
DG-MEDN Medical Nitrogen  
DG-MEDNO Med Nitrous Oxide

**DEWAR LABELS**

Part #'s

DB-O Oxygen  
DB-A Argon  
DB-N Nitrogen  
DB-USP Oxygen USP  
DB-NNF Nitrogen NF  
DB-NOUSP Nitrous Oxide USP

25



**LABEL BUFFER**

Part # LB-D160B  
Color coded bands can be used to  
identify pressure: Yellow for 22  
PSI, Blue for 235 PSI, and gray.

26



**ELBOW**

Part # FIT-45M140D38  
Elbow Brass

27



**TUBING**

Part #  
CCT-TA

28



**FITTING**

Part #  
FIT-M140D38

29



**COMBO PRESSURE BUILDER/ECONOMIZER REGULATOR**

Part # PBE-1-T125

30



**FITTING**

Part #  
FIT-M140D38

31



**TUBING**

Part #  
CCT-TA

32



**ELBOW**

Part # FIT-45M140D38  
Elbow Brass

33



**ELBOW**

Part #  
FIT-45M14M38

34



**SCREW**

Part # CSS-T3

35



**WASHER**

Part # LC-T3

36



**GAUGE PROTECTOR**

Part # SGP-TRC

37



**LIQUID LEVEL GAUGE**

Part # LL-TW-M450  
Includes gauge and spring

38



**SNAP ON INDICATOR**

Part #'s LL-TW-RA Argon  
# LL-TW-RN Nitrogen  
# LL-TW-RNO Nitrous Oxide  
# LL-TW-RO Oxygen

39



**O-RING**

Part # SGP-TFC-OR

40



**FLOAT ROD**

Part #'s  
For XL-45 use Pt # FR-45  
For XL-50/XL-55 use Pt # FP-5055

41



**SAFETY FIRST**  
**WEAR PROTECTIVE APPAREL**  
**WHEN RISK IS PRESENT**  
**KEEP GLOVES AND APRONS**  
**READILY ACCESSIBLE**

Please see pages **1A-6** and **2A-2** for more info.

**MEDICAL CGA FITTINGS**

**TAMPER PROOF DEVICE**  
This system cannot be removed without rendering the CGA outlet connection unusable.

**INERT**

1 Part # TPG-580 CGA 580 (Gas use)  
2 3 Part # TPG-295 CGA 295 (Vent & Liquid use)

**OXYGEN**

1 Part # TPG-540 CGA 540 (Gas use)  
2 3 Part # TPG-440 CGA 440 (Vent & Liquid use)

**OPTIONS**

**DEWAR CERT POUCH**  
Part # CP-5  
Optional tie wrap available

**DEWAR OPERATION LABELS**  
Part #'s  
DL-01 Operation & Safety  
DL-02 Common Questions  
DL-03 CGA Warning Label  
DL-04 Pressure Relief Reference Label  
DL-10 CGA Red Warning

**REGULATOR LOCK OUT**  
Part # RPR-00  
Tamper Proof Device Without Label

**CROSS**

Part # FIT-X14

Cross Brass 1/4 FPT Forged




**CGA FITTINGS AND DUST CAPS**

**INERT ARGON/NITROGEN FITTINGS**

**CGA 580**

Part # CGA-58038


Inert Gas 3/8" NPT



**CGA 295**

Part # CGA-29538

Inert Vent and Liquid 3/8" NPT




**OXYGEN FITTINGS**

**CGA 540**

Part # CGA-54038

Oxygen Gas use 3/8" NPT



**CGA 440**

Part # CGA-44038

Oxygen Vent and Liquid use 3/8" NPT




**CARBON DIOXIDE FITTINGS**

**CGA 320**

Part # CGA-32038

For CO<sub>2</sub> 3/8" NPT Used for Gas/Liquid



**CGA 295**

Part # CGA-29538

Industry Standard Used for Vent 3/8" NPT



\*Optional CGA Standard Vent/Liquid — CGA 622 Part # CGA-62238

**INERT ARGON/NITROGEN DUST CAPS**

**CGA 580 DUST CAP**

Part # CGA-580DC

Dust Cap for Inert Gas use CGA 580



**CGA 295 DUST CAP**

Part # CGA-295DC

Dust Cap for Inert Vent and Liquid



**OXYGEN DUST CAPS**

**CGA 540 DUST CAP**

Part # CGA-540DC


Gas Dust Cap and Chain for CGA 540



**CGA 440 DUST CAP**

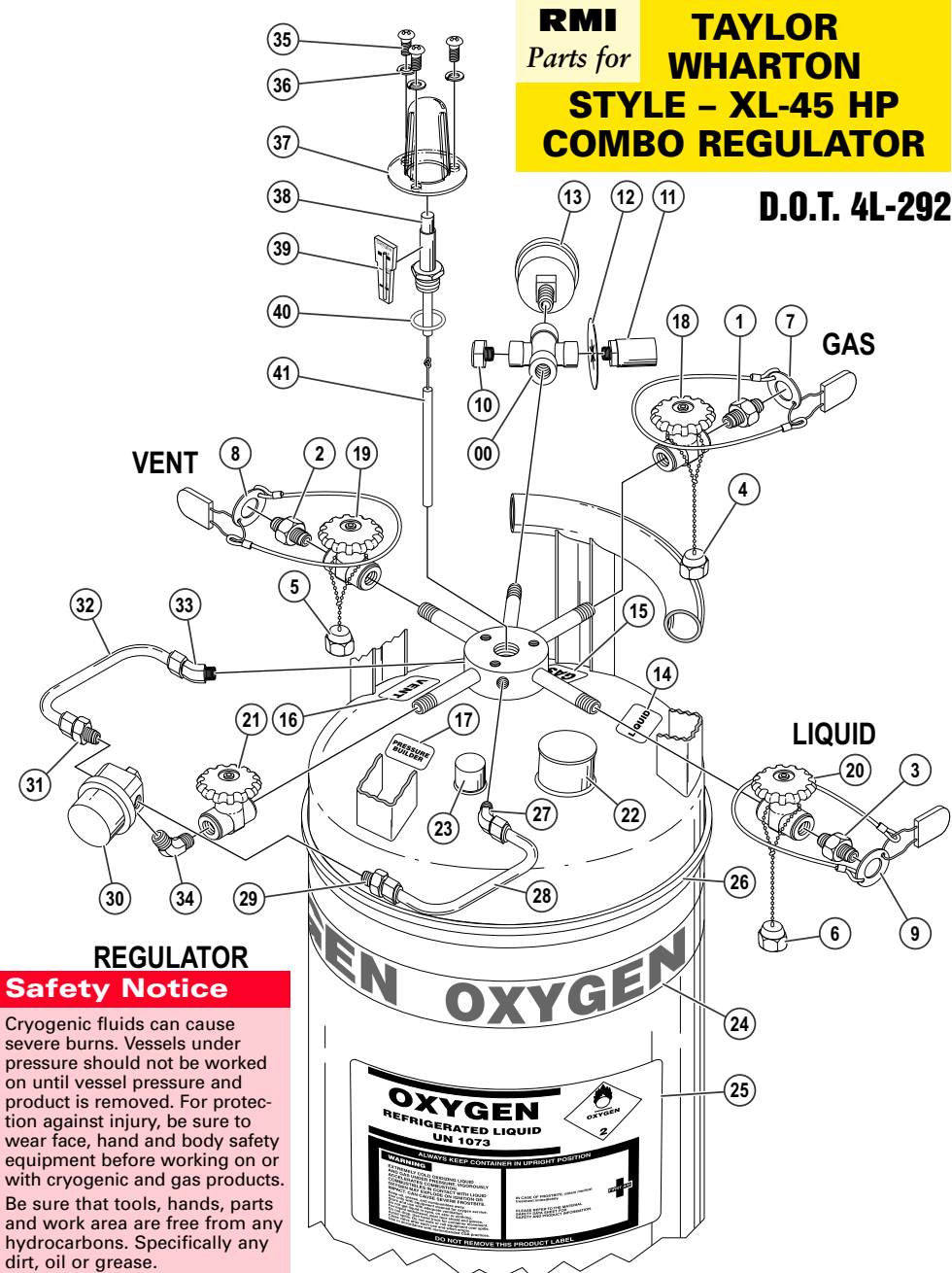
Part # CGA-440DC

Oxygen Vent and Liquid use



**RMI TAYLOR WHARTON STYLE - XL-45 HP COMBO REGULATOR**

D.O.T. 4L-292



**REGULATOR Safety Notice**  
 Cryogenic fluids can cause severe burns. Vessels under pressure should not be worked on until vessel pressure and product is removed. For protection against injury, be sure to wear face, hand and body safety equipment before working on or with cryogenic and gas products. Be sure that tools, hands, parts and work area are free from any hydrocarbons. Specifically any dirt, oil or grease. Parts must be cleaned for oxygen service if they will be exposed to product.

Text and Illustration copyright © 2007 by Ratermann Manufacturing, Inc. All Rights Reserved.

**CARBON DIOXIDE DUST CAPS**

**CGA 320 DUST CAP**

Part # CGA-320DC

Dust Cap for CO<sub>2</sub> Gas/Liquid 3/8" NPT



**CGA 295 DUST CAP**

Part # CGA-295DC

Dust Cap for Vent



\*Optional CGA Standard Vent/Liquid — CGA 622 Part # CGA-622DC

**TAMPER DEVICE KITS**

Oxygen - 1 Kit Part # CGP-23

Inert - 1 Kit Part # CGP-13

CO<sub>2</sub> - 1 Kit Part # CGP-25



**RUPTURE DISC**

Part # BD-350


Rupture Disc 1/4 NPT



**RELIEF VALVE**

Part # LPR-350

Relief Valve Brass  
1/4 NPT 350 PSI



**PRESSURE RELIEF I.D. DISC**

Part # DS-350

Color-coded pressure relief I.D. discs are imprinted with the appropriate pressure of safety relief.



**GAUGE**

Part # PG-600

Pressure Gauge 2" Dial  
0-600 PSI/BAR/KPA



**LABEL LIQUID**

Part # DL-OL

Decal -  
Liquid Valve



**LABEL GAS**

Part # DL-OG

Decal - Gas



**LABEL VENT**

Part # DL-OV

Decal - Vent



**LABEL PB**

Part # DL-OPB


Decal - Pressure  
Builder Valve



**GAS USE VALVE**

Part # VR-38F218TB-G

Green Handle - Valve Brass  
GH 3/8 FPT x 3/8 SCH 10  
(VALVE REBUILD KIT Pt # VR-RBK1)



**VENT USE VALVE**

Part # VR-38F218TB-S

Silver Handle - Valve Brass  
GH 3/8 FPT x 3/8 SCH 10  
(VALVE REBUILD KIT Pt # VR-RBK1)



**LIQUID USE VALVE**

Part # VR-38F218TB-B

Blue Handle - Valve Brass  
BH 3/8 FPT x 3/8 SCH 10  
(VALVE REBUILD KIT Pt # VR-RBK1)



**VALVE PRESSURE BUILDER**

Part # VR-38F38F

Short-stem shut off  
valves 3/8" FNPT  
(VALVE REBUILD KIT Pt # VR-RBK1)



**CAP**

Part # DC-CAP

Cap Vinyl -  
Plastic Blue



**CAP**

Part # PC-M78

Pumpout Cap



**DEWAR 360° WRAP AROUND TAPE**

Part #'s for Gas Tape:

DG-TC Carbon Dioxide DG-TO Oxygen  
DG-TN Nitrogen DG-TA Argon

Part #'s for Medical Tape:

DG-MEDO Medical Oxygen  
DG-MEDN Medical Nitrogen  
DG-MEDNO Med Nitrous Oxide  
DG-MEDCO2 Med Carbon Dioxide



**DEWAR LABELS**

Part #'s

DB-O Oxygen DB-A Argon  
DB-N Nitrogen DB-CO2 CO2  
DB-USP Oxygen USP  
DB-NNF Nitrogen NF  
DB-NOUSP Nitrous Oxide USP  
DB-CO2USP Carbon Dioxide USP



**LABEL BUFFER**

Part # LB-D160B

Color coded bands can be used to identify pressure: Yellow for 22 PSI, Blue for 235 PSI, and gray.



**ELBOW**

Part # FIT-45M140D38

Elbow Brass



**TUBING**

Part #

CCT-TA



**FITTING**

Part #

FIT-M140D38



**COMBO PRESSURE BUILDER/ECONOMIZER REGULATOR**

Part # PBE-1-T300



**FITTING**

Part #

FIT-M140D38



**TUBING**

Part #

CCT-TA



**ELBOW**

Part # FIT-45M140D38

Elbow Brass



**ELBOW**

Part #

FIT-45M14M38



**SCREW**

Part # CSS-T3



**WASHER**

Part # LC-T3



**GAUGE PROTECTOR**


Part # SGP-TRC



**LIQUID LEVEL GAUGE**

Part # LL-TW-M450

Includes gauge and spring




**SNAP ON INDICATOR**

Part #'s LL-TW-RA Argon

# LL-TW-RN Nitrogen

# LL-TW-RNO Nitrous Oxide

# LL-TW-RO Oxygen



**O-RING**

Part # SGP-TFC-OR



**FLOAT ROD**

Part #'s

For XL-45 use Pt # FR-45

For XL-50/XL-55 use Pt # FP-5055



**MEDICAL CGA FITTINGS**

**TAMPER PROOF DEVICE**

This system cannot be removed without rendering the CGA outlet connection unusable.



**INERT**

1 Part # TPG-580 CGA 580

(Gas use)

2 3 Part # TPG-295 CGA 295

(Vent & Liquid use)

**OXYGEN**

1 Part # TPG-540 CGA 540

(Gas use)

2 3 Part # TPG-440 CGA 440

(Vent & Liquid use)

**CARBON DIOXIDE**

1 Part # TPG-295 CGA 295

(Vent & Liquid use)

2 3 Part # TPG-320 CGA 320

(Gas, Vent & Liquid use)

**OPTIONS**

**DEWAR CERT POUCH**

Part # CP-5

Optional tie wrap available



**DEWAR OPERATION LABELS**

Part #'s

DL-01 Operation & Safety

DL-02 Common Questions

DL-03 CGA Warning Label

DL-04 Pressure Relief

Reference Label

DL-10 CGA Red Warning



**CROSS**

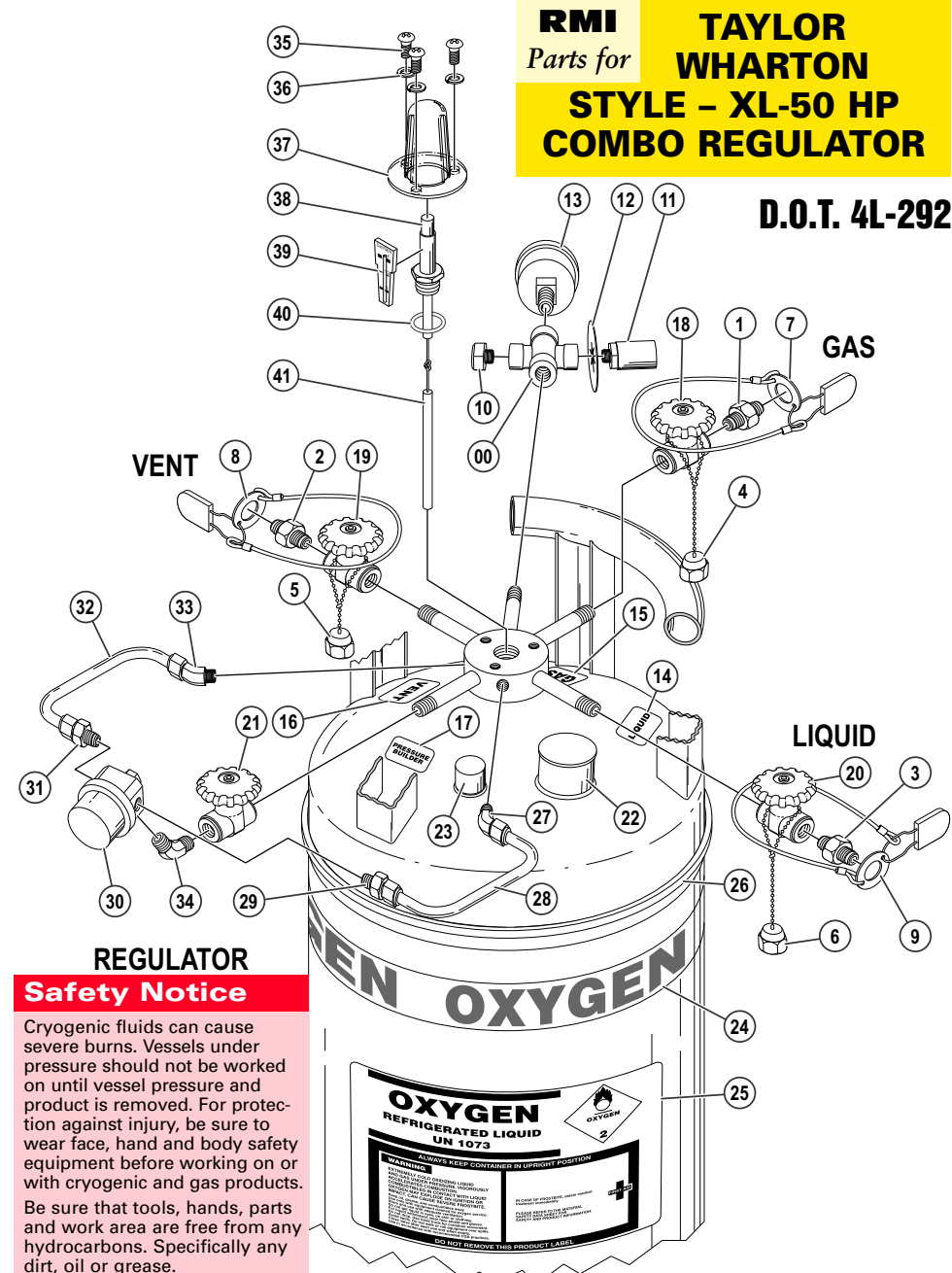
Part # FIT-X14

Cross Brass 1/4 FPT Forged



**RMI** Parts for **TAYLOR WHARTON**  
**STYLE - XL-50 HP**  
**COMBO REGULATOR**

**D.O.T. 4L-292**




**REGULATOR**  
**Safety Notice**  
Cryogenic fluids can cause severe burns. Vessels under pressure should not be worked on until vessel pressure and product is removed. For protection against injury, be sure to wear face, hand and body safety equipment before working on or with cryogenic and gas products. Be sure that tools, hands, parts and work area are free from any hydrocarbons. Specifically any dirt, oil or grease. Parts must be cleaned for oxygen service if they will be exposed to product.

Text and Illustration copyright © 2007 by Ratermann Manufacturing, Inc. All Rights Reserved.

**CGA FITTINGS AND DUST CAPS**  
**INERT ARGON/NITROGEN FITTINGS**


**CGA 580**

Part # CGA-58038  
Inert Gas 3/8" NPT



**CGA 295**

Part # CGA-29538  
Inert Vent and Liquid 3/8" NPT



**OXYGEN FITTINGS**

**CGA 540**

Part # CGA-54038  
Oxygen Gas use 3/8" NPT



**CGA 440**


Part # CGA-44038  
Oxygen Vent and Liquid use 3/8" NPT



**CARBON DIOXIDE FITTINGS**

**CGA 320**

Part # CGA-32038  
For CO<sup>2</sup> 3/8" NPT  
Used for Gas/Liquid



**CGA 295**

Part # CGA-29538  
Industry Standard  
Used for Vent 3/8" NPT



\*Optional CGA Standard Vent/Liquid — CGA 622  
Part # CGA-62238

**INERT ARGON/NITROGEN DUST CAPS**

**CGA 580 DUST CAP**

Part # CGA-580DC  
Dust Cap for Inert Gas use CGA 580



**CGA 295 DUST CAP**

Part # CGA-295DC  
Dust Cap for Inert Vent and Liquid



**OXYGEN DUST CAPS**


**CGA 540 DUST CAP**

Part # CGA-540DC  
Gas Dust Cap and Chain for CGA 540



**CGA 440 DUST CAP**

Part # CGA-440DC  
Oxygen Vent and Liquid use



**CARBON DIOXIDE DUST CAPS**

**CGA 320 DUST CAP**

Part # CGA-320DC  
Dust Cap for CO<sup>2</sup> Gas/Liquid 3/8" NPT



**CGA 295 DUST CAP**

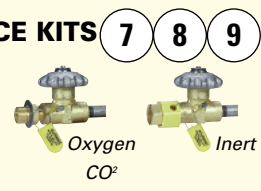
Part # CGA-295DC  
Dust Cap for Vent



\*Optional CGA Standard Vent/Liquid — CGA 622 Part # CGA-622DC


**TAMPER DEVICE KITS**

Oxygen — 1 Kit Part # CGP-23  
Inert — 1 Kit Part # CGP-13  
CO<sup>2</sup> — 1 Kit Part # CGP-25




**RUPTURE DISC**

Part # BD-350  
Rupture Disc 1/4 NPT



**RELIEF VALVE**

Part # LPR-350  
Relief Valve Brass  
1/4 NPT 350 PSI



**PRESSURE RELIEF I.D. DISC**

Part # DS-350  
Color-coded pressure relief I.D. discs are imprinted with the appropriate pressure of safety relief.



**GAUGE**

Part # PG-600  
Pressure Gauge 2" Dial  
0-600 PSI/BAR/KPA



**LABEL LIQUID**

Part # DL-OL  
Decal - Liquid Valve



**LABEL GAS**

Part # DL-OG  
Decal - Gas



**LABEL VENT**

Part # DL-OV  
Decal - Vent



**LABEL PB**

Part # DL-OPB  
Decal - Pressure Builder Valve



**GAS USE VALVE**

Part # VR-38F218TB-G  
Green Handle - Valve Brass  
GH 3/8 FPT x 3/8 SCH 10  
(VALVE REBUILD KIT Pt # VR-RBK1)



**VENT USE VALVE**

Part # VR-38F218TB-S  
Silver Handle - Valve Brass  
GH 3/8 FPT x 3/8 SCH 10  
(VALVE REBUILD KIT Pt # VR-RBK1)



**LIQUID USE VALVE**

Part # VR-38F218TB-B  
Blue Handle - Valve Brass  
BH 3/8 FPT x 3/8 SCH 10  
(VALVE REBUILD KIT Pt # VR-RBK1)



**VALVE PRESSURE BUILDER**

Part # VR-38F38F  
Short-stem shut off valves 3/8" FNPT  
(VALVE REBUILD KIT Pt # VR-RBK1)



**CAP**

Part # DC-CAP  
Cap Vinyl - Plastic Blue



**CAP**

Part # PC-M78  
Pumpout Cap



**DEWAR 360° WRAP AROUND TAPE**

Part #'s for Gas Tape:  
DG-TC Carbon Dioxide DG-TO Oxygen  
DG-TN Nitrogen DG-TA Argon



Part #'s for Medical Tape:  
DG-MEDO Medical Oxygen  
DG-MEDN Medical Nitrogen  
DG-MEDNO Med Nitrous Oxide  
DG-MEDCO2 Med Carbon Dioxide



**DEWAR LABELS**

Part #'s  
DB-O Oxygen DB-A Argon  
DB-N Nitrogen DB-CO2 CO2  
DB-USP Oxygen USP  
DB-NNF Nitrogen NF  
DB-NOUSP Nitrous Oxide USP  
DB-CO2USP Carbon Dioxide USP



**LABEL BUFFER**

Part # LB-D160B  
Color coded bands can be used to identify pressure: Yellow for 22 PSI, Blue for 235 PSI, and gray.



**ELBOW**

Part # FIT-45M140D38  
Elbow Brass



**TUBING**

Part # CCT-TA



**FITTING**

Part # FIT-M140D38



**COMBO PRESSURE BUILDER/ECONOMIZER REGULATOR**

Part # PBE-1-T300



**FITTING**

Part # FIT-M140D38



**TUBING**

Part # CCT-TA



**ELBOW**

Part # FIT-45M140D38  
Elbow Brass



**ELBOW**

Part # FIT-45M14M38



**SCREW**

Part # CSS-T3



**WASHER**

Part # LC-T3



**GAUGE PROTECTOR**


Part # SGP-TRC



**LIQUID LEVEL GAUGE**

Part # LL-TW-M450

Includes gauge and spring



**SNAP ON INDICATOR**

Part #'s LL-TW-RA Argon  
# LL-TW-RN Nitrogen  
# LL-TW-RNO Nitrous Oxide  
# LL-TW-RO Oxygen



**O-RING**

Part # SGP-TFC-OR



**FLOAT ROD**

Part #'s  
For XL-45 use Pt # FR-45  
For XL-50/XL-55 use Pt # FP-5055



**MEDICAL CGA FITTINGS**

**TAMPER PROOF DEVICE**

This system cannot be removed without rendering the CGA outlet connection unusable.



**INERT**

- ① Part # TPG-580 CGA 580 (Gas use)
- ② ③ Part # TPG-295 CGA 295 (Vent & Liquid use)

**OXYGEN**

- ① Part # TPG-540 CGA 540 (Gas use)
- ② ③ Part # TPG-440 CGA 440 (Vent & Liquid use)

**CARBON DIOXIDE**

- ① Part # TPG-295 CGA 295 (Vent & Liquid use)
- ② ③ Part # TPG-320 CGA 320 (Gas, Vent & Liquid use)

**OPTIONS**

**DEWAR CERT POUCH**

Part # CP-5  
Optional tie wrap available



**DEWAR OPERATION LABELS**

Part #'s  
DL-01 Operation & Safety  
DL-02 Common Questions  
DL-03 CGA Warning Label  
DL-04 Pressure Relief Reference Label  
DL-10 CGA Red Warning



**CROSS**

Part # FIT-X14

Cross Brass 1/4 FPT Forged




**CGA FITTINGS AND DUST CAPS**

**INERT ARGON/NITROGEN FITTINGS**


**CGA 580**

Part # CGA-58038  
Inert Gas 3/8" NPT



**CGA 295**


Part # CGA-29538  
Inert Vent and Liquid 3/8" NPT



**OXYGEN FITTINGS**

**CGA 540**

Part # CGA-54038  
Oxygen Gas use 3/8" NPT



**CGA 440**

Part # CGA-44038  
Oxygen Vent and Liquid use 3/8" NPT



**CARBON DIOXIDE FITTINGS**


**CGA 320**

Part # CGA-32038  
For CO<sub>2</sub> 3/8" NPT  
Used for Gas/Liquid



**CGA 295**

Part # CGA-29538  
Industry Standard  
Used for Vent 3/8" NPT



\*Optional CGA Standard  
Vent/Liquid — CGA 622  
Part # CGA-62238

**INERT ARGON/NITROGEN DUST CAPS**

**CGA 580 DUST CAP**

Part # CGA-580DC  
Dust Cap for Inert Gas use CGA 580



**CGA 295 DUST CAP**

Part # CGA-295DC  
Dust Cap for Inert Vent and Liquid



**OXYGEN DUST CAPS**


**CGA 540 DUST CAP**

Part # CGA-540DC  
Gas Dust Cap and Chain for CGA 540



**CGA 440 DUST CAP**

Part # CGA-440DC  
Oxygen Vent and Liquid use



**CARBON DIOXIDE DUST CAPS**


**CGA 320 DUST CAP**

Part # CGA-320DC  
Dust Cap for CO<sub>2</sub> Gas/Liquid 3/8" NPT



**CGA 295 DUST CAP**

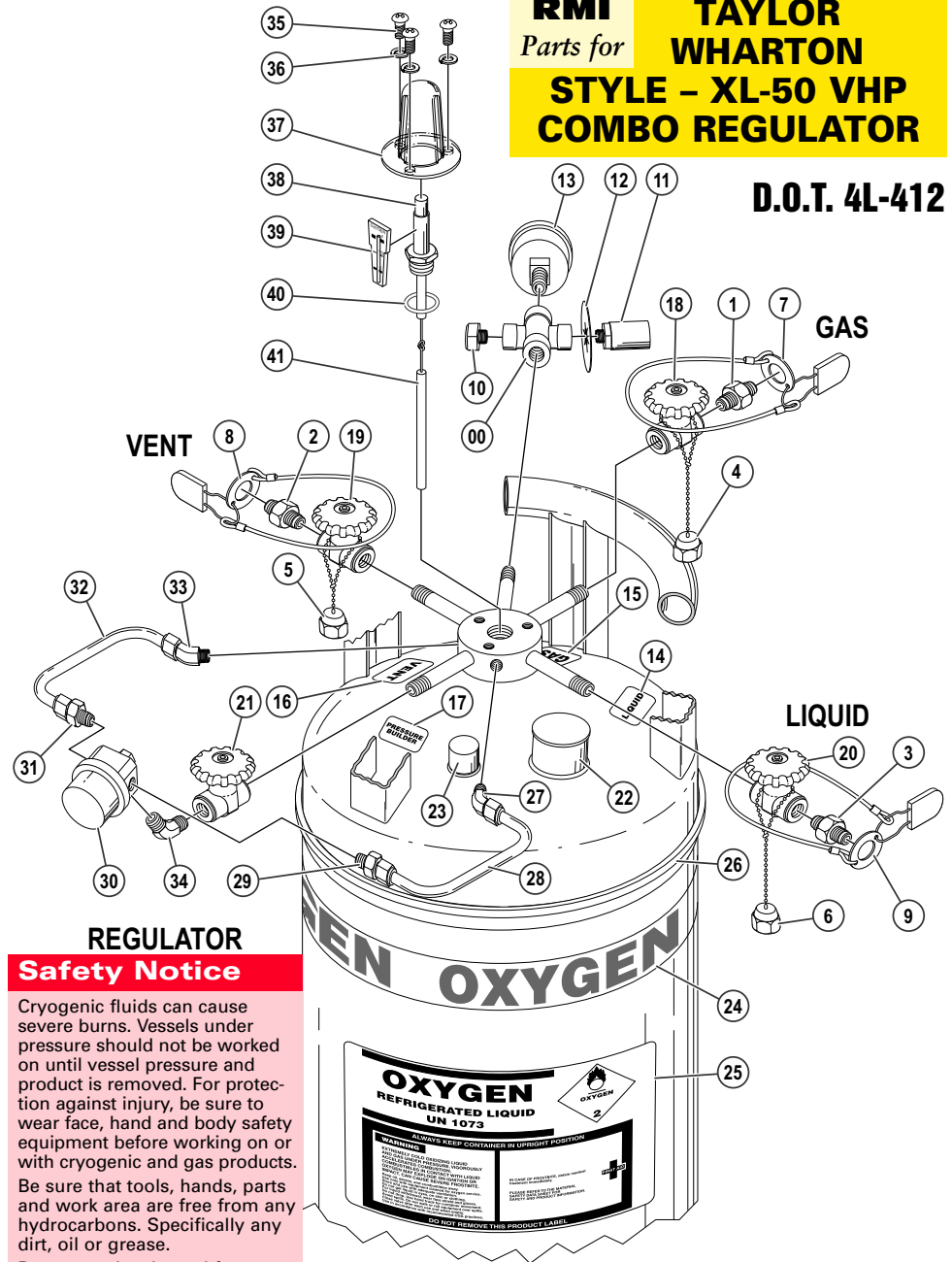
Part # CGA-295DC  
Dust Cap for Vent



\*Optional CGA Standard  
Vent/Liquid — CGA 622 Part # CGA-622DC

**RMI TAYLOR WHARTON**  
Parts for **STYLE - XL-50 VHP COMBO REGULATOR**

**D.O.T. 4L-412**



**REGULATOR**

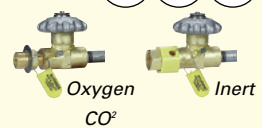
**Safety Notice**

Cryogenic fluids can cause severe burns. Vessels under pressure should not be worked on until vessel pressure and product is removed. For protection against injury, be sure to wear face, hand and body safety equipment before working on or with cryogenic and gas products. Be sure that tools, hands, parts and work area are free from any hydrocarbons. Specifically any dirt, oil or grease. Parts must be cleaned for oxygen service if they will be exposed to product.

Text and Illustration copyright © 2007 by Ratermann Manufacturing, Inc. All Rights Reserved.

**TAMPER DEVICE KITS**

Oxygen – 1 Kit  
Part # CGP-23  
Inert – 1 Kit  
Part # CGP-13  
CO<sub>2</sub> – 1 Kit  
Part # CGP-25



**RUPTURE DISC**

Part # BD-500  
Rupture Disc  
1/4" NPT



**RELIEF VALVE**

Part # LPR-500

Relief Valve Brass  
1/4 NPT 500 PSI

11



**PRESSURE RELIEF I.D. DISC**

Part # DS-500

Color-coded pressure relief I.D. discs are imprinted with the appropriate pressure of safety relief.

12



**GAUGE**

Part # PG-600

Pressure Gauge 2" Dial  
0-600 PSI/BAR/KPA

13



**LABEL LIQUID**

Part # DL-OL

Decal -  
Liquid Valve

14



**LABEL GAS**

Part # DL-OG

Decal - Gas

15



**LABEL VENT**

Part # DL-OV

Decal - Vent

16



**LABEL PB**

Part # DL-OPB

Decal - Pressure  
Builder Valve

17



**GAS USE VALVE**

Part # VR-38F218TB-G

Green Handle - Valve Brass  
GH 3/8 FPT x 3/8 SCH 10  
(VALVE REBUILD KIT Pt # VR-RBK1)

18



**VENT USE VALVE**

Part # VR-38F218TB-S

Silver Handle - Valve Brass  
GH 3/8 FPT x 3/8 SCH 10  
(VALVE REBUILD KIT Pt # VR-RBK1)

19



**LIQUID USE VALVE**

Part # VR-38F218TB-B

Blue Handle - Valve Brass  
BH 3/8 FPT x 3/8 SCH 10  
(VALVE REBUILD KIT Pt # VR-RBK1)

20



**VALVE PRESSURE BUILDER**

Part # VR-38F38F

Short-stem shut off  
valves 3/8" FNPT  
(VALVE REBUILD KIT Pt # VR-RBK1)

21



**CAP**

Part # DC-CAP

Cap Vinyl -  
Plastic Blue

22



**CAP**

Part # PC-M78

Pumpout Cap

23



**DEWAR 360° WRAP AROUND TAPE**

Part #'s for Gas Tape:

DG-TC Carbon Dioxide DG-TO Oxygen  
DG-TN Nitrogen DG-TA Argon

Part #'s for Medical Tape:

DG-MEDO Medical Oxygen  
DG-MEDN Medical Nitrogen  
DG-MEDNO Med Nitrous Oxide  
DG-MEDCO2 Med Carbon Dioxide

24



**DEWAR LABELS**

Part #'s

DB-O Oxygen DB-A Argon  
DB-N Nitrogen DB-CO2 CO2  
DB-USP Oxygen USP  
DB-NNF Nitrogen NF  
DB-NOUSP Nitrous Oxide USP  
DB-CO2USP Carbon Dioxide USP

25



**LABEL BUFFER**

Part # LB-D160B

Color coded bands can be used to identify pressure: Yellow for 22 PSI, Blue for 235 PSI, and gray.

26



**ELBOW**

Part # FIT-45M140D38

Elbow Brass

27



**TUBING**

Part #  
CCT-TA

28



**FITTING**

Part #

FIT-M140D38

29



**COMBO PRESSURE BUILDER/ECONOMIZER REGULATOR**

Part # PBE-1-T400

30



**FITTING**

Part #

FIT-M140D38

31



**TUBING**

Part #  
CCT-TA

32



**ELBOW**

Part # FIT-45M140D38

Elbow Brass

33



**ELBOW**

Part #

FIT-45M14M38

34



**SCREW**

Part # CSS-T3

35



**WASHER**

Part # LC-T3

36



**GAUGE PROTECTOR**

Part # SGP-TRC

37




**LIQUID LEVEL GAUGE**

Part # LL-TW-M450

Includes gauge and spring

38



**SNAP ON INDICATOR**

Part #'s LL-TW-RA Argon

# LL-TW-RN Nitrogen

# LL-TW-RNO Nitrous Oxide

# LL-TW-RO Oxygen

39



**O-RING**

Part # SGP-TFC-OR

40



**FLOAT ROD**

Part #'s

For XL-45 use Pt # FR-45

For XL-50/XL-55 use Pt # FP-5055

41



**MEDICAL CGA FITTINGS**

**TAMPER PROOF DEVICE**

This system cannot be removed without rendering the CGA outlet connection unusable.



**INERT**

1 Part # TPG-580 CGA 580

(Gas use)

2 3 Part # TPG-295 CGA 295

(Vent & Liquid use)

**OXYGEN**

1 Part # TPG-540 CGA 540

(Gas use)

2 3 Part # TPG-440 CGA 440

(Vent & Liquid use)

**CARBON DIOXIDE**

1 Part # TPG-295 CGA 295

(Vent & Liquid use)

2 3 Part # TPG-320 CGA 320

(Gas, Vent & Liquid use)

**OPTIONS**

**DEWAR CERT POUCH**

Part # CP-5

Optional tie wrap available



**DEWAR OPERATION LABELS**

Part #'s

DL-01 Operation & Safety

DL-02 Common Questions

DL-03 CGA Warning Label

DL-04 Pressure Relief

Reference Label

DL-10 CGA Red Warning



**CROSS**

Part # FIT-X14

Cross Brass 1/4 FPT Forged




**CGA FITTINGS AND DUST CAPS**

**INERT ARGON/NITROGEN FITTINGS**

**CGA 580**

Part # CGA-58038


Inert Gas 3/8" NPT



**CGA 295**

Part # CGA-29538

Inert Vent and Liquid 3/8" NPT



**OXYGEN FITTINGS**

**CGA 540**

Part # CGA-54038

Oxygen Gas use 3/8" NPT



**CGA 440**

Part # CGA-44038

Oxygen Vent and Liquid use 3/8" NPT



**CARBON DIOXIDE FITTINGS**

**CGA 320**

Part # CGA-32038


For CO<sup>2</sup> 3/8" NPT Used for Gas/Liquid



**CGA 295**

Part # CGA-29538

Industry Standard Used for Vent 3/8" NPT



\*Optional CGA Standard

Vent/Liquid — CGA 622

Part # CGA-62238

**INERT ARGON/NITROGEN DUST CAPS**

**CGA 580 DUST CAP**

Part # CGA-580DC

Dust Cap for Inert Gas use CGA 580



**CGA 295 DUST CAP**

Part # CGA-295DC

Dust Cap for Inert Vent and Liquid



**OXYGEN DUST CAPS**

**CGA 540 DUST CAP**

Part # CGA-540DC

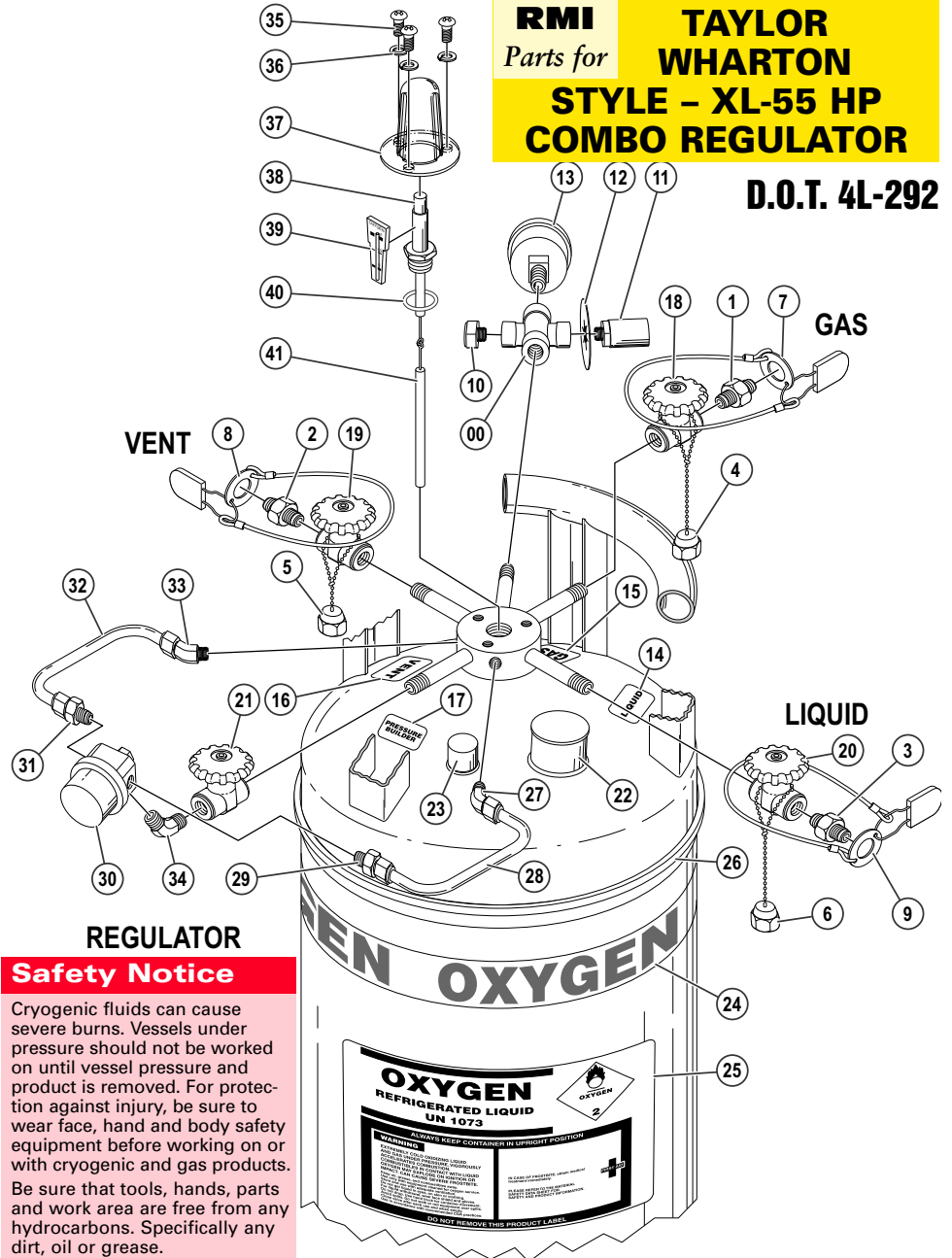

Gas Dust Cap and Chain for CGA 540



**CGA 440 DUST CAP**

Part # CGA-440DC

Oxygen Vent and Liquid use



**Safety Notice**

Cryogenic fluids can cause severe burns. Vessels under pressure should not be worked on until vessel pressure and product is removed. For protection against injury, be sure to wear face, hand and body safety equipment before working on or with cryogenic and gas products. Be sure that tools, hands, parts and work area are free from any hydrocarbons. Specifically any dirt, oil or grease. Parts must be cleaned for oxygen service if they will be exposed to product.

Text and Illustration copyright © 2007 by Ratermann Manufacturing, Inc. All Rights Reserved.

**CARBON DIOXIDE DUST CAPS**

**CGA 320 DUST CAP**

Part # CGA-320DC

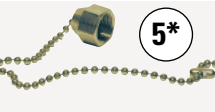
Dust Cap for CO<sup>2</sup> Gas/Liquid 3/8" NPT



**CGA 295 DUST CAP**

Part # CGA-295DC

Dust Cap for Vent



\*Optional CGA Standard

Vent/Liquid — CGA 622 Part # CGA-622DC

**TAMPER DEVICE KITS**

Oxygen — 1 Kit

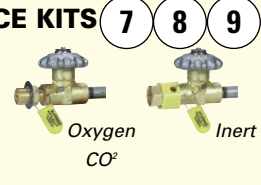
Part # CGP-23

Inert — 1 Kit

Part # CGP-13

CO<sup>2</sup> — 1 Kit

Part # CGP-25



**RUPTURE DISC**


Part # BD-350

Rupture Disc 1/4 NPT



**RELIEF VALVE**

Part # LPR-350  
Relief Valve Brass  
1/4 NPT 350 PSI



11

**PRESSURE RELIEF I.D. DISC**

Part # DS-350  
Color-coded pressure relief I.D. discs are imprinted with the appropriate pressure of safety relief.



12

**GAUGE**

Part # PG-600  
Pressure Gauge 2" Dial  
0-600 PSI/BAR/KPA



13

**LABEL LIQUID**

Part # DL-OL  
Decal - Liquid Valve



14

**LABEL GAS**

Part # DL-OG  
Decal - Gas



15

**LABEL VENT**

Part # DL-OV  
Decal - Vent



16

**LABEL PB**

Part # DL-OPB  
Decal - Pressure Builder Valve



17

**GAS USE VALVE**

Part # VR-38F218TB-G  
Green Handle - Valve Brass  
GH 3/8 FPT x 3/8 SCH 10  
(VALVE REBUILD KIT Pt # VR-RBK1)



18

**VENT USE VALVE**

Part # VR-38F218TB-S  
Silver Handle - Valve Brass  
GH 3/8 FPT x 3/8 SCH 10  
(VALVE REBUILD KIT Pt # VR-RBK1)



19

**LIQUID USE VALVE**

Part # VR-38F218TB-B  
Blue Handle - Valve Brass  
BH 3/8 FPT x 3/8 SCH 10  
(VALVE REBUILD KIT Pt # VR-RBK1)



20

**VALVE PRESSURE BUILDER**

Part # VR-38F38F  
Short-stem shut off valves 3/8" FNPT  
(VALVE REBUILD KIT Pt # VR-RBK1)



21

**CAP**

Part # DC-CAP  
Cap Vinyl - Plastic Blue



22

**CAP**

Part # PC-M78  
Pumpout Cap



23

**DEWAR 360° WRAP AROUND TAPE**

Part #'s for Gas Tape:  
DG-TC Carbon Dioxide DG-TO Oxygen  
DG-TN Nitrogen DG-TA Argon



24

Part #'s for Medical Tape:

DG-MEDO Medical Oxygen  
DG-MEDN Medical Nitrogen  
DG-MEDNO Med Nitrous Oxide  
DG-MEDCO2 Med Carbon Dioxide



**DEWAR LABELS**

Part #'s  
DB-O Oxygen DB-A Argon  
DB-N Nitrogen DB-CO2 CO2  
DB-USP Oxygen USP  
DB-NNF Nitrogen NF  
DB-NOUSP Nitrous Oxide USP  
DB-CO2USP Carbon Dioxide USP



25

**LABEL BUFFER**

Part # LB-D160B  
Color coded bands can be used to identify pressure: Yellow for 22 PSI, Blue for 235 PSI, and gray.



26

**ELBOW**

Part # FIT-45M140D38  
Elbow Brass



27

**TUBING**

Part # CCT-TA



28

**FITTING**

Part # FIT-M140D38



29

**COMBO PRESSURE BUILDER/ECONOMIZER REGULATOR**

Part # PBE-1-T300



30

**FITTING**

Part # FIT-M140D38



31

**TUBING**

Part # CCT-TA



32

**ELBOW**

Part # FIT-45M140D38  
Elbow Brass



33

**ELBOW**

Part # FIT-45M14M38



34

**SCREW**

Part # CSS-T3



35

**WASHER**

Part # LC-T3



36

**GAUGE PROTECTOR**

Part # SGP-TRC



37

**LIQUID LEVEL GAUGE**

Part # LL-TW-M450

Includes gauge and spring



38

**SNAP ON INDICATOR**

Part #'s LL-TW-RA Argon  
# LL-TW-RN Nitrogen  
# LL-TW-RNO Nitrous Oxide  
# LL-TW-RO Oxygen

39

**O-RING**

Part # SGP-TFC-OR



40

**FLOAT ROD**

Part #'s  
For XL-45 use Pt # FR-45  
For XL-50/XL-55 use Pt # FP-5055

41

**MEDICAL CGA FITTINGS**

**TAMPER PROOF DEVICE**

This system cannot be removed without rendering the CGA outlet connection unusable.



**INERT**

- 1 Part # TPG-580 CGA 580 (Gas use)
- 2 3 Part # TPG-295 CGA 295 (Vent & Liquid use)

**OXYGEN**

- 1 Part # TPG-540 CGA 540 (Gas use)
- 2 3 Part # TPG-440 CGA 440 (Vent & Liquid use)

**CARBON DIOXIDE**

- 1 Part # TPG-295 CGA 295 (Vent & Liquid use)
- 2 3 Part # TPG-320 CGA 320 (Gas, Vent & Liquid use)

**OPTIONS**

**DEWAR CERT POUCH**

Part # CP-5  
Optional tie wrap available



**DEWAR OPERATION LABELS**

Part #'s  
DL-01 Operation & Safety  
DL-02 Common Questions  
DL-03 CGA Warning Label  
DL-04 Pressure Relief Reference Label  
DL-10 CGA Red Warning



**CROSS**

Part # FIT-X14

Cross Brass 1/4 FPT Forged

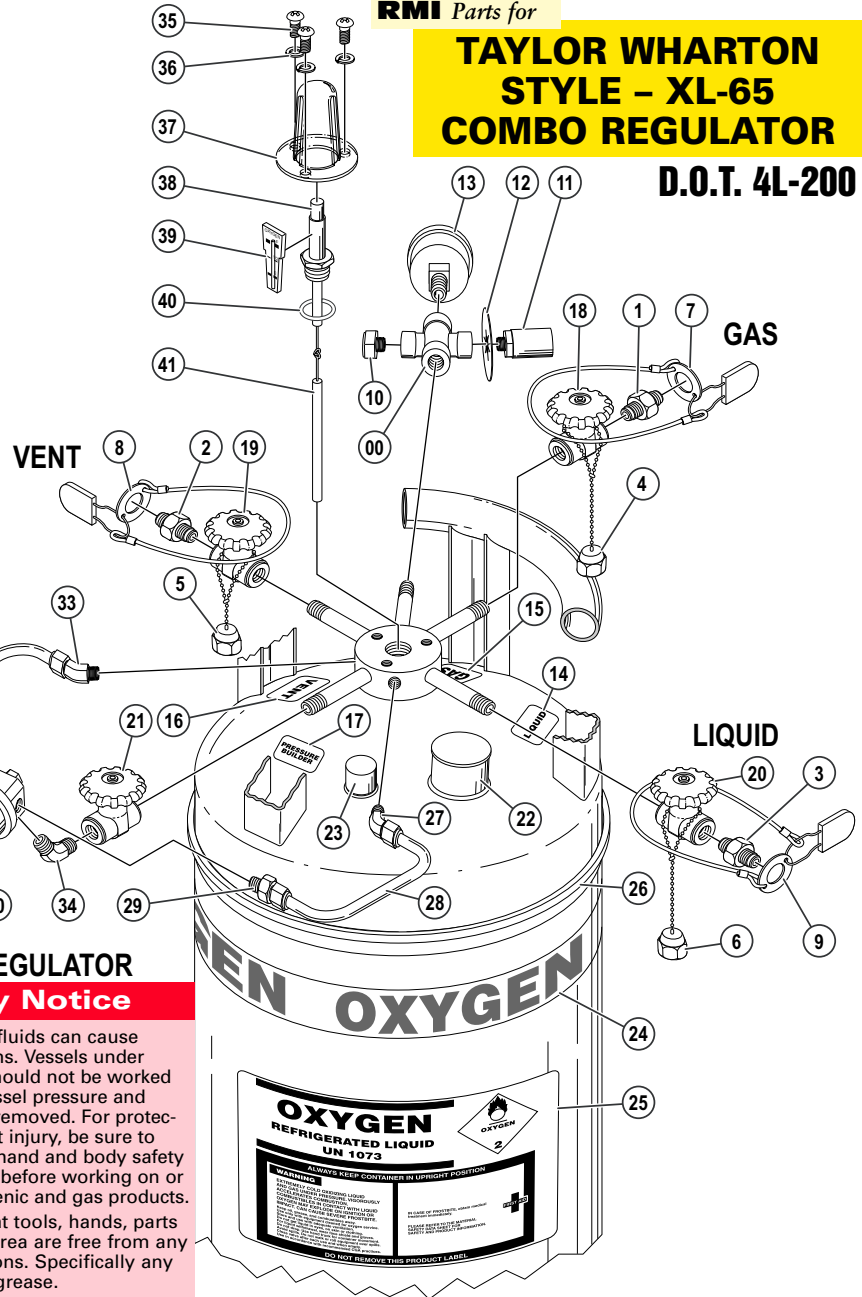


**RMI RATERMANN MANUFACTURING, INC.**

RMI Parts for

**TAYLOR WHARTON STYLE - XL-65 COMBO REGULATOR**

**D.O.T. 4L-200**




**CGA FITTINGS AND DUST CAPS**

**INERT ARGON/NITROGEN FITTINGS**

**CGA 580**

Part # CGA-58038


Inert Gas 3/8" NPT



**CGA 295**

Part # CGA-29538

Inert Vent and Liquid 3/8" NPT




**OXYGEN FITTINGS**

**CGA 540**

Part # CGA-54038

Oxygen Gas use 3/8" NPT



**CGA 440**

Part # CGA-44038

Oxygen Vent and Liquid use 3/8" NPT



**INERT ARGON/NITROGEN DUST CAPS**

**CGA 580 DUST CAP**

Part # CGA-580DC

Dust Cap for Inert Gas use CGA 580



**CGA 295 DUST CAP**

Part # CGA-295DC

Dust Cap for Inert Vent and Liquid



**OXYGEN DUST CAPS**

**CGA 540 DUST CAP**

Part # CGA-540DC


Gas Dust Cap and Chain for CGA 540



**CGA 440 DUST CAP**

Part # CGA-440DC

Oxygen Vent and Liquid use



**REGULATOR**

**Safety Notice**

Cryogenic fluids can cause severe burns. Vessels under pressure should not be worked on until vessel pressure and product is removed. For protection against injury, be sure to wear face, hand and body safety equipment before working on or with cryogenic and gas products. Be sure that tools, hands, parts and work area are free from any hydrocarbons. Specifically any dirt, oil or grease. Parts must be cleaned for oxygen service if they will be exposed to product.

Text and Illustration copyright © 2007 by Ratermann Manufacturing, Inc. All Rights Reserved.



Oxygen Safe Valve Leak Check

see page 8A-13 for more info

**TAMPER DEVICE KITS**

Oxygen - 1 Kit

Part # CGP-23

Inert - 1 Kit

Part # CGP-13



**RUPTURE DISC**

Part # BD-230

Rupture Disc 1/4"



**RELIEF VALVE**

Part # LPR-230

Relief Valve Brass 1/4 NPT 230 PSI



**PRESSURE RELIEF I.D. DISC**

Part # DS-230

Color-coded pressure relief I.D. discs are imprinted with the appropriate pressure of safety relief.



**GAUGE**

Part # PG-400

Pressure Gauge 2" Dial 0-400 PSI/BAR/KPA



**LABEL LIQUID**

Part # DL-OL

Decal - Liquid Valve



**LABEL GAS**

Part # DL-OG  
Decal - Gas

15



**LABEL VENT**

Part # DL-OV  
Decal - Vent

16



**LABEL PB**

Part # DL-OPB  
Decal - Pressure  
Builder Valve

17



**GAS USE VALVE**

Part # VR-38F218TB-G  
Green Handle - Valve Brass  
GH 3/8 FPT x 3/8 SCH 10  
(VALVE REBUILD KIT Pt # VR-RBK1)

18



**VENT USE VALVE**

Part # VR-38F218TB-S  
Silver Handle - Valve Brass  
GH 3/8 FPT x 3/8 SCH 10  
(VALVE REBUILD KIT Pt # VR-RBK1)

19



**LIQUID USE VALVE**

Part # VR-38F218TB-B  
Blue Handle - Valve Brass  
BH 3/8 FPT x 3/8 SCH 10  
(VALVE REBUILD KIT Pt # VR-RBK1)

20



**VALVE PRESSURE BUILDER**

Part # VR-38F38F  
Short-stem shut off  
valves 3/8" FNPT  
(VALVE REBUILD KIT Pt # VR-RBK1)

21



**CAP**

Part # DC-CAP  
Cap Vinyl -  
Plastic Blue

22



**CAP**

Part # PC-M78  
Pumpout Cap

23



**DEWAR 360° WRAP AROUND TAPE**

Part #'s for Gas Tape:  
DG-TO Oxygen  
DG-TN Nitrogen  
DG-TA Argon

24



Part #'s for Medical Tape:

DG-MEDO Medical Oxygen  
DG-MEDN Medical Nitrogen  
DG-MEDNO Med Nitrous Oxide



**DEWAR LABELS**

Part #'s

DB-O Oxygen  
DB-A Argon  
DB-N Nitrogen  
DB-USP Oxygen USP  
DB-NNF Nitrogen NF  
DB-NOUSP Nitrous Oxide USP

25



**LABEL BUFFER**

Part # LB-D160B  
Color coded bands can be used to  
identify pressure: Yellow for 22  
PSI, Blue for 235 PSI, and gray.

26



**ELBOW**

Part # FIT-45M140D38  
Elbow Brass

27



**TUBING**

Part #  
CCT-TA

28



**FITTING**

Part #  
FIT-M140D38

29



**COMBO PRESSURE BUILDER/ECONOMIZER REGULATOR**

Part # PBE-1-T125

30



**FITTING**

Part #  
FIT-M140D38

31



**TUBING**

Part #  
CCT-TA

32



**ELBOW**

Part # FIT-45M140D38  
Elbow Brass

33



**ELBOW**

Part #  
FIT-45M14M38

34



**SCREW**

Part # CSS-T3

35



**WASHER**

Part # LC-T3

36



**GAUGE PROTECTOR**

Part # SGP-TRC


37



**LIQUID LEVEL GAUGE**

Part # LL-TW-M450  
Includes gauge and spring

38



**SNAP ON INDICATOR**

Part #'s LL-TW-RA Argon  
# LL-TW-RN Nitrogen  
# LL-TW-RNO Nitrous Oxide  
# LL-TW-RO Oxygen

39



**O-RING**

Part # SGP-TFC-OR

40



**FLOAT ROD**

Part #'s  
For XL-45 use Pt # FR-45  
For XL-50/XL-55 use Pt # FP-5055

41



**SAFETY FIRST**  
WEAR PROTECTIVE APPAREL  
WHEN RISK IS PRESENT  
KEEP GLOVES AND APRONS  
READILY ACCESSIBLE

Please see pages  
**1A-6** and **2A-2**  
for more info.

**MEDICAL CGA FITTINGS**

**TAMPER PROOF DEVICE**  
This system cannot be removed  
without rendering the CGA  
outlet connection unusable.

**INERT**

1 Part # TPG-580 CGA 580  
(Gas use)

2 3 Part # TPG-295 CGA 295  
(Vent & Liquid use)

**OXYGEN**

1 Part # TPG-540 CGA 540  
(Gas use)

2 3 Part # TPG-440 CGA 440  
(Vent & Liquid use)

**OPTIONS**

**DEWAR CERT POUCH**  
Part # CP-5  
Optional tie wrap  
available

**DEWAR OPERATION LABELS**  
Part #'s  
DL-01 Operation & Safety  
DL-02 Common Questions  
DL-03 CGA Warning Label  
DL-04 Pressure Relief  
Reference Label  
DL-10 CGA Red Warning

**REGULATOR LOCK OUT**  
Part # RPR-00  
Tamper Proof  
Device Without  
Label

**CROSS**

Part # FIT-X14

Cross Brass 1/4 FPT Forged



**RMI RATERMANN MANUFACTURING, INC.**

**RMI Parts for TAYLOR WHARTON STYLE XL-65 HP COMBO REGULATOR**

**D.O.T. 4L-292**

**CGA FITTINGS AND DUST CAPS**  
**INERT ARGON/NITROGEN FITTINGS**


**CGA 580**

Part # CGA-58038  
Inert Gas 3/8" NPT



**CGA 295**

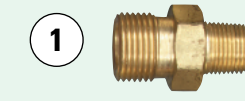
Part # CGA-29538  
Inert Vent and Liquid 3/8" NPT



**OXYGEN FITTINGS**


**CGA 540**

Part # CGA-54038  
Oxygen Gas use 3/8" NPT



**CGA 440**


Part # CGA-44038  
Oxygen Vent and Liquid use 3/8" NPT



**CARBON DIOXIDE FITTINGS**


**CGA 320**

Part # CGA-32038  
For CO<sub>2</sub> 3/8" NPT  
Used for Gas/Liquid



**CGA 295**

Part # CGA-29538  
Industry Standard  
Used for Vent 3/8" NPT



\*Optional CGA Standard  
Vent/Liquid — CGA 622  
Part # CGA-62238

**INERT ARGON/NITROGEN DUST CAPS**

**CGA 580 DUST CAP**

Part # CGA-580DC  
Dust Cap for Inert Gas use CGA 580



**CGA 295 DUST CAP**

Part # CGA-295DC  
Dust Cap for Inert Vent and Liquid



**OXYGEN DUST CAPS**

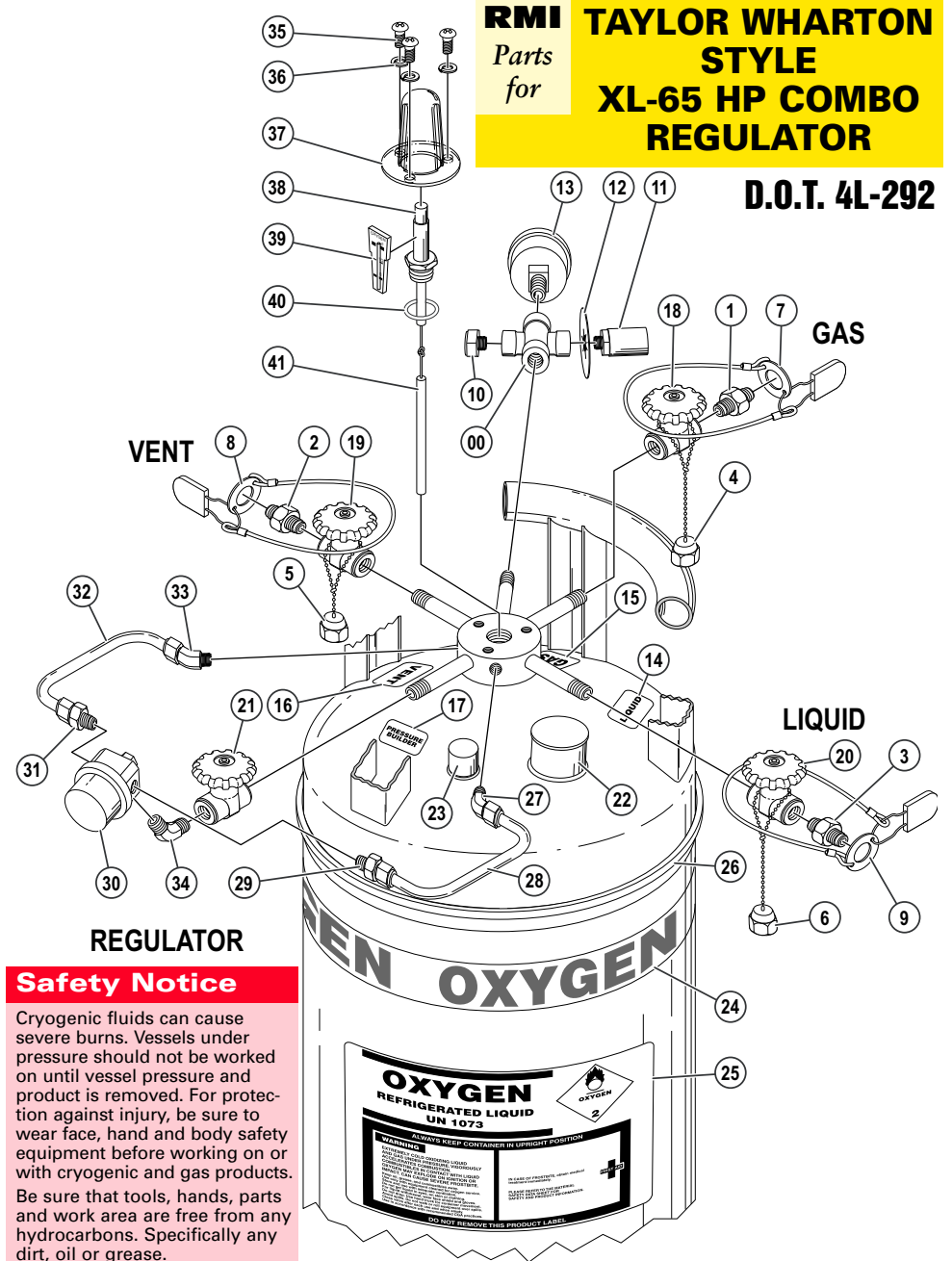

**CGA 540 DUST CAP**

Part # CGA-540DC  
Gas Dust Cap and Chain for CGA 540



**CGA 440 DUST CAP**

Part # CGA-440DC  
Oxygen Vent and Liquid use



**Safety Notice**  
Cryogenic fluids can cause severe burns. Vessels under pressure should not be worked on until vessel pressure and product is removed. For protection against injury, be sure to wear face, hand and body safety equipment before working on or with cryogenic and gas products. Be sure that tools, hands, parts and work area are free from any hydrocarbons. Specifically any dirt, oil or grease. Parts must be cleaned for oxygen service if they will be exposed to product.

Text and Illustration copyright © 2007 by Ratermann Manufacturing, Inc. All Rights Reserved.

**CARBON DIOXIDE DUST CAPS**

**CGA 320 DUST CAP**

Part # CGA-320DC  
Dust Cap for CO<sub>2</sub> Gas/Liquid 3/8" NPT



**CGA 295 DUST CAP**

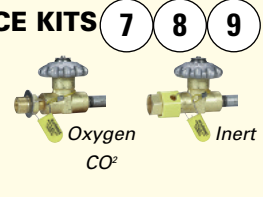
Part # CGA-295DC  
Dust Cap for Vent



\*Optional CGA Standard  
Vent/Liquid — CGA 622 Part # CGA-622DC


**TAMPER DEVICE KITS**

Oxygen — 1 Kit  
Part # CGP-23  
Inert — 1 Kit  
Part # CGP-13  
CO<sub>2</sub> — 1 Kit  
Part # CGP-25




**RUPTURE DISC**

Part # BD-350  
Rupture Disc  
1/4 NPT



**RELIEF VALVE**

Part # LPR-350  
Relief Valve Brass  
1/4 NPT 350 PSI



**PRESSURE RELIEF I.D. DISC**

Part # DS-350  
Color-coded pressure relief I.D. discs are imprinted with the appropriate pressure of safety relief.



**GAUGE**

Part # PG-600  
Pressure Gauge 2" Dial  
0-600 PSI/BAR/KPA



**LABEL LIQUID**

Part # DL-OL  
Decal - Liquid Valve



**LABEL GAS**

Part # DL-OG  
Decal - Gas



**LABEL VENT**

Part # DL-OV  
Decal - Vent



**LABEL PB**

Part # DL-OPB  
Decal - Pressure Builder Valve



**GAS USE VALVE**

Part # VR-38F218TB-G  
Green Handle - Valve Brass  
GH 3/8 FPT x 3/8 SCH 10  
(VALVE REBUILD KIT Pt # VR-RBK1)



**VENT USE VALVE**

Part # VR-38F218TB-S  
Silver Handle - Valve Brass  
GH 3/8 FPT x 3/8 SCH 10  
(VALVE REBUILD KIT Pt # VR-RBK1)



**LIQUID USE VALVE**

Part # VR-38F218TB-B  
Blue Handle - Valve Brass  
BH 3/8 FPT x 3/8 SCH 10  
(VALVE REBUILD KIT Pt # VR-RBK1)



**VALVE PRESSURE BUILDER**

Part # VR-38F38F  
Short-stem shut off valves 3/8" FNPT  
(VALVE REBUILD KIT Pt # VR-RBK1)



**CAP**

Part # DC-CAP  
Cap Vinyl - Plastic Blue



**CAP**

Part # PC-M78  
Pumpout Cap



**DEWAR 360° WRAP AROUND TAPE**

Part #'s for Gas Tape:  
DG-TC Carbon Dioxide DG-TO Oxygen  
DG-TN Nitrogen DG-TA Argon

Part #'s for Medical Tape:  
DG-MEDO Medical Oxygen  
DG-MEDN Medical Nitrogen  
DG-MEDNO Med Nitrous Oxide  
DG-MEDCO2 Med Carbon Dioxide



**DEWAR LABELS**

Part #'s  
DB-O Oxygen DB-A Argon  
DB-N Nitrogen DB-CO2 CO2  
DB-USP Oxygen USP  
DB-NNF Nitrogen NF  
DB-NOUSP Nitrous Oxide USP  
DB-CO2USP Carbon Dioxide USP



**LABEL BUFFER**

Part # LB-D160B  
Color coded bands can be used to identify pressure: Yellow for 22 PSI, Blue for 235 PSI, and gray.



**ELBOW**

Part # FIT-45M140D38  
Elbow Brass



**TUBING**

Part # CCT-TA



**FITTING**

Part # FIT-M140D38



**COMBO PRESSURE BUILDER/ECONOMIZER REGULATOR**

Part # PBE-1-T300



**FITTING**

Part # FIT-M140D38



**TUBING**

Part # CCT-TA



**ELBOW**

Part # FIT-45M140D38  
Elbow Brass



**ELBOW**

Part # FIT-45M14M38



**SCREW**

Part # CSS-T3



**WASHER**

Part # LC-T3



**GAUGE PROTECTOR**


Part # SGP-TRC



**LIQUID LEVEL GAUGE**

Part # LL-TW-M450

Includes gauge and spring



**SNAP ON INDICATOR**

Part #'s LL-TW-RA Argon  
# LL-TW-RN Nitrogen  
# LL-TW-RNO Nitrous Oxide  
# LL-TW-RO Oxygen



**O-RING**

Part # SGP-TFC-OR



**FLOAT ROD**

Part #'s  
For XL-45 use Pt # FR-45  
For XL-50/XL-55 use Pt # FP-5055



**MEDICAL CGA FITTINGS**

**TAMPER PROOF DEVICE**

This system cannot be removed without rendering the CGA outlet connection unusable.



**INERT**

- ① Part # TPG-580 CGA 580 (Gas use)
- ② ③ Part # TPG-295 CGA 295 (Vent & Liquid use)

**OXYGEN**

- ① Part # TPG-540 CGA 540 (Gas use)
- ② ③ Part # TPG-440 CGA 440 (Vent & Liquid use)

**CARBON DIOXIDE**

- ① Part # TPG-295 CGA 295 (Vent & Liquid use)
- ② ③ Part # TPG-320 CGA 320 (Gas, Vent & Liquid use)

**OPTIONS**


**DEWAR CERT POUCH**

Part # CP-5  
Optional tie wrap available



**DEWAR OPERATION LABELS**

Part #'s  
DL-01 Operation & Safety  
DL-02 Common Questions  
DL-03 CGA Warning Label  
DL-04 Pressure Relief Reference Label  
DL-10 CGA Red Warning



**CROSS**

Part # FIT-X14

Cross Brass 1/4 FPT Forged



**RMI RATERMANN MANUFACTURING, INC.**

**RMI TAYLOR WHARTON STYLE - XL-70 COMBO REGULATOR**

D.O.T. 4L-200

**CGA FITTINGS AND DUST CAPS**

**INERT ARGON/NITROGEN FITTINGS**

**CGA 580**  
Part # CGA-58038  
Inert Gas 3/8" NPT

**CGA 295**  
Part # CGA-29538  
Inert Vent and Liquid 3/8" NPT

**OXYGEN FITTINGS**

**CGA 540**  
Part # CGA-54038  
Oxygen Gas use 3/8" NPT

**CGA 440**  
Part # CGA-44038  
Oxygen Vent and Liquid use 3/8" NPT

**INERT ARGON/NITROGEN DUST CAPS**

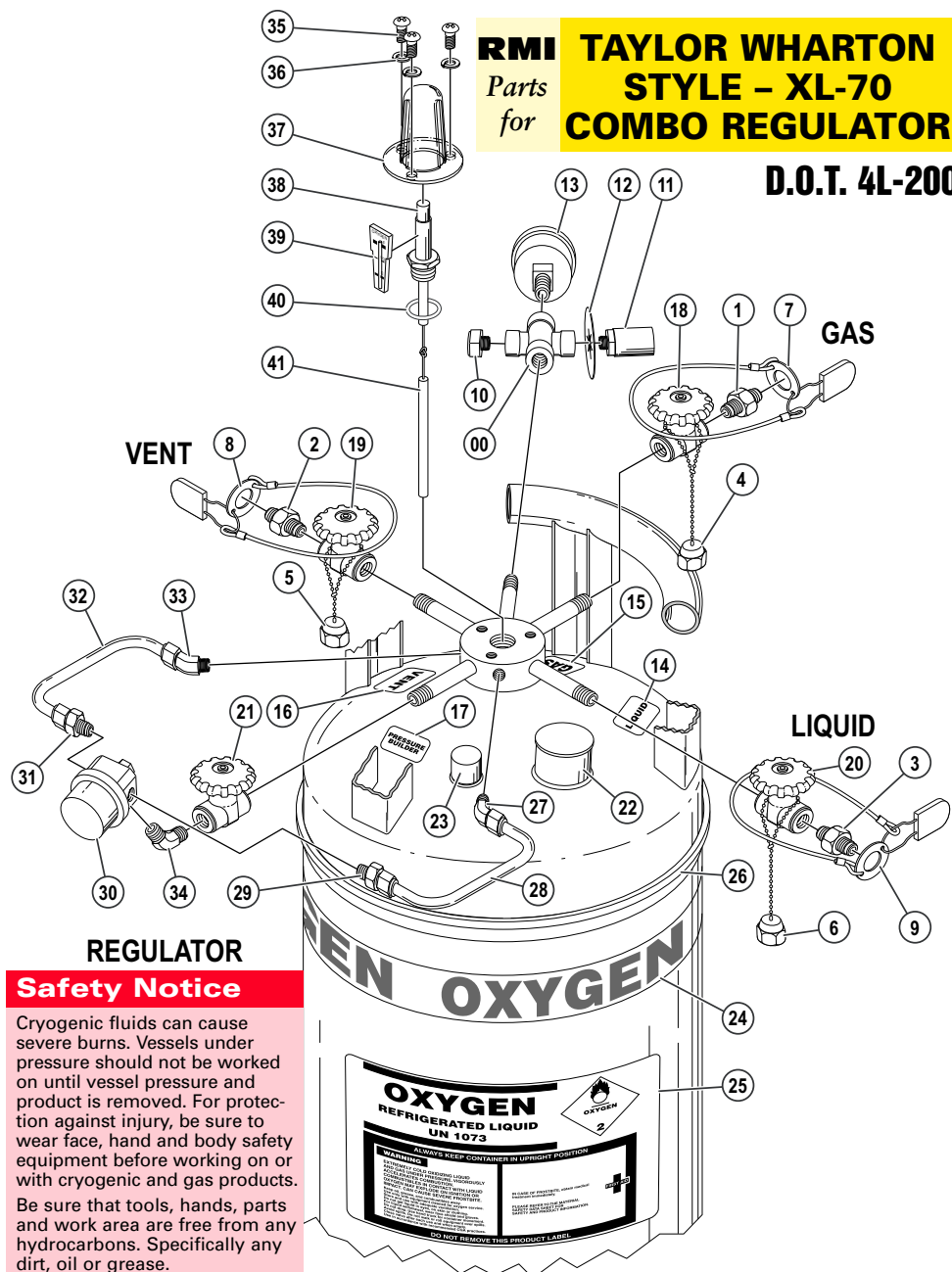
**CGA 580 DUST CAP**  
Part # CGA-580DC  
Dust Cap for Inert Gas use CGA 580

**CGA 295 DUST CAP**  
Part # CGA-295DC  
Dust Cap for Inert Vent and Liquid

**OXYGEN DUST CAPS**

**CGA 540 DUST CAP**  
Part # CGA-540DC  
Gas Dust Cap and Chain for CGA 540

**CGA 440 DUST CAP**  
Part # CGA-440DC  
Oxygen Vent and Liquid use



**REGULATOR**

**Safety Notice**

Cryogenic fluids can cause severe burns. Vessels under pressure should not be worked on until vessel pressure and product is removed. For protection against injury, be sure to wear face, hand and body safety equipment before working on or with cryogenic and gas products. Be sure that tools, hands, parts and work area are free from any hydrocarbons. Specifically any dirt, oil or grease. Parts must be cleaned for oxygen service if they will be exposed to product.

Text and Illustration copyright © 2007 by Ratermann Manufacturing, Inc. All Rights Reserved.



**Oxygen Safe Valve Leak Check**  
see page 8A-13 for more info

**TAMPER DEVICE KITS** 7 8 9

Oxygen - 1 Kit  
Part # CGP-23

Inert - 1 Kit  
Part # CGP-13

**RUPTURE DISC**  
Part # BD-230  
Rupture Disc 1/4"

**RELIEF VALVE**  
Part # LPR-230  
Relief Valve Brass 1/4 NPT 230 PSI

**PRESSURE RELIEF I.D. DISC**  
Part # DS-230  
Color-coded pressure relief I.D. discs are imprinted with the appropriate pressure of safety relief.

**GAUGE**  
Part # PG-400  
Pressure Gauge 2" Dial 0-400 PSI/BAR/KPA

**LABEL LIQUID**  
Part # DL-OL  
Decal - Liquid Valve

**LABEL GAS**

Part # DL-OG  
Decal - Gas

15



**LABEL VENT**

Part # DL-OV  
Decal - Vent

16



**LABEL PB**

Part # DL-OPB  
Decal - Pressure  
Builder Valve

17



**GAS USE VALVE**

Part # VR-38F218TB-G  
Green Handle - Valve Brass  
GH 3/8 FPT x 3/8 SCH 10  
(VALVE REBUILD KIT Pt # VR-RBK1)

18



**VENT USE VALVE**

Part # VR-38F218TB-S  
Silver Handle - Valve Brass  
GH 3/8 FPT x 3/8 SCH 10  
(VALVE REBUILD KIT Pt # VR-RBK1)

19



**LIQUID USE VALVE**

Part # VR-38F218TB-B  
Blue Handle - Valve Brass  
BH 3/8 FPT x 3/8 SCH 10  
(VALVE REBUILD KIT Pt # VR-RBK1)

20



**VALVE PRESSURE BUILDER**

Part # VR-38F38F  
Short-stem shut off  
valves 3/8" FNPT  
(VALVE REBUILD KIT Pt # VR-RBK1)

21



**CAP**

Part # DC-CAP  
Cap Vinyl -  
Plastic Blue

22



**CAP**

Part # PC-M78  
Pumpout Cap

23



**DEWAR 360° WRAP AROUND TAPE**

Part #'s for Gas Tape:  
DG-TO Oxygen  
DG-TN Nitrogen  
DG-TA Argon

24



Part #'s for Medical Tape:

DG-MEDO Medical Oxygen  
DG-MEDN Medical Nitrogen  
DG-MEDNO Med Nitrous Oxide



**DEWAR LABELS**

Part #'s

DB-O Oxygen  
DB-A Argon  
DB-N Nitrogen  
DB-USP Oxygen USP  
DB-NNF Nitrogen NF  
DB-NOUSP Nitrous Oxide USP

25



**LABEL BUFFER**

Part # LB-D160B  
Color coded bands can be used to  
identify pressure: Yellow for 22  
PSI, Blue for 235 PSI, and gray.

26



**ELBOW**

Part # FIT-45M140D38  
Elbow Brass

27



**TUBING**

Part #  
CCT-TA

28



**FITTING**

Part #  
FIT-M140D38

29



**COMBO PRESSURE BUILDER/ECONOMIZER REGULATOR**

Part # PBE-1-T125

30



**FITTING**

Part #  
FIT-M140D38

31



**TUBING**

Part #  
CCT-TA

32



**ELBOW**

Part # FIT-45M140D38  
Elbow Brass

33



**ELBOW**

Part #  
FIT-45M14M38

34



**SCREW**

Part # CSS-T3

35



**WASHER**

Part # LC-T3

36



**GAUGE PROTECTOR**

Part # SGP-TRC

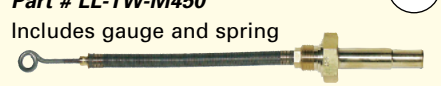
37



**LIQUID LEVEL GAUGE**

Part # LL-TW-M450  
Includes gauge and spring

38



**SNAP ON INDICATOR**

Part #'s LL-TW-RA Argon  
# LL-TW-RN Nitrogen  
# LL-TW-RNO Nitrous Oxide  
# LL-TW-RO Oxygen

39



**O-RING**

Part # SGP-TFC-OR

40



**FLOAT ROD**

Part #'s  
For XL-45 use Pt # FR-45  
For XL-50/XL-55 use Pt # FP-5055

41



**SAFETY FIRST**

**WEAR PROTECTIVE APPAREL  
WHEN RISK IS PRESENT**

**KEEP GLOVES AND APRONS  
READILY ACCESSIBLE**



Please see pages  
**1A-6** and **2A-2**  
for more info.

**MEDICAL CGA FITTINGS**

**TAMPER PROOF DEVICE**

This system cannot be removed  
without rendering the CGA  
outlet connection unusable.



**INERT**

- 1 Part # TPG-580 CGA 580 (Gas use)
- 2 3 Part # TPG-295 CGA 295 (Vent & Liquid use)

**OXYGEN**

- 1 Part # TPG-540 CGA 540 (Gas use)
- 2 3 Part # TPG-440 CGA 440 (Vent & Liquid use)

**OPTIONS**

**DEWAR CERT POUCH**

Part # CP-5  
Optional tie wrap  
available



**DEWAR OPERATION LABELS**

Part #'s  
DL-01 Operation & Safety  
DL-02 Common Questions  
DL-03 CGA Warning Label  
DL-04 Pressure Relief Reference Label  
DL-10 CGA Red Warning



**REGULATOR LOCK OUT**

Part # RPR-00  
Tamper Proof  
Device Without  
Label



**CROSS**

Part # FIT-X14

Cross Brass 1/4 FPT Forged



**RMI**  
Parts  
for

**XL-CYL-TEC  
MODEL 180 HP  
& 200 HP**

**D.O.T. 4L-292**


**CGA FITTINGS AND  
DUST CAPS**

**INERT ARGON/NITROGEN  
FITTINGS**

**CGA 580**

Part # CGA-58038


Inert Gas 3/8" NPT



**CGA 295**

Part # CGA-29538

Inert Vent and  
Liquid 3/8" NPT



**OXYGEN FITTINGS**

**CGA 540**

Part # CGA-54038

Oxygen Gas use  
3/8" NPT



**CGA 440**

Part # CGA-44038

Oxygen Vent and  
Liquid use 3/8" NPT



**CARBON DIOXIDE FITTINGS**

**CGA 320**

Part # CGA-32038


For CO<sup>2</sup>  
3/8" NPT  
Used for Gas/Liquid



**CGA 295**

Part # CGA-29538

Industry Standard  
Used for Vent 3/8" NPT



\*Optional CGA Standard

Vent/Liquid — CGA 622

Part # CGA-62238

**INERT ARGON/NITROGEN  
DUST CAPS**

**CGA 580 DUST CAP**

Part # CGA-580DC

Dust Cap for Inert Gas  
use CGA 580



**CGA 295 DUST CAP**

Part # CGA-295DC

Dust Cap for Inert  
Vent and Liquid



**OXYGEN DUST CAPS**

**CGA 540  
DUST CAP**

Part # CGA-540DC

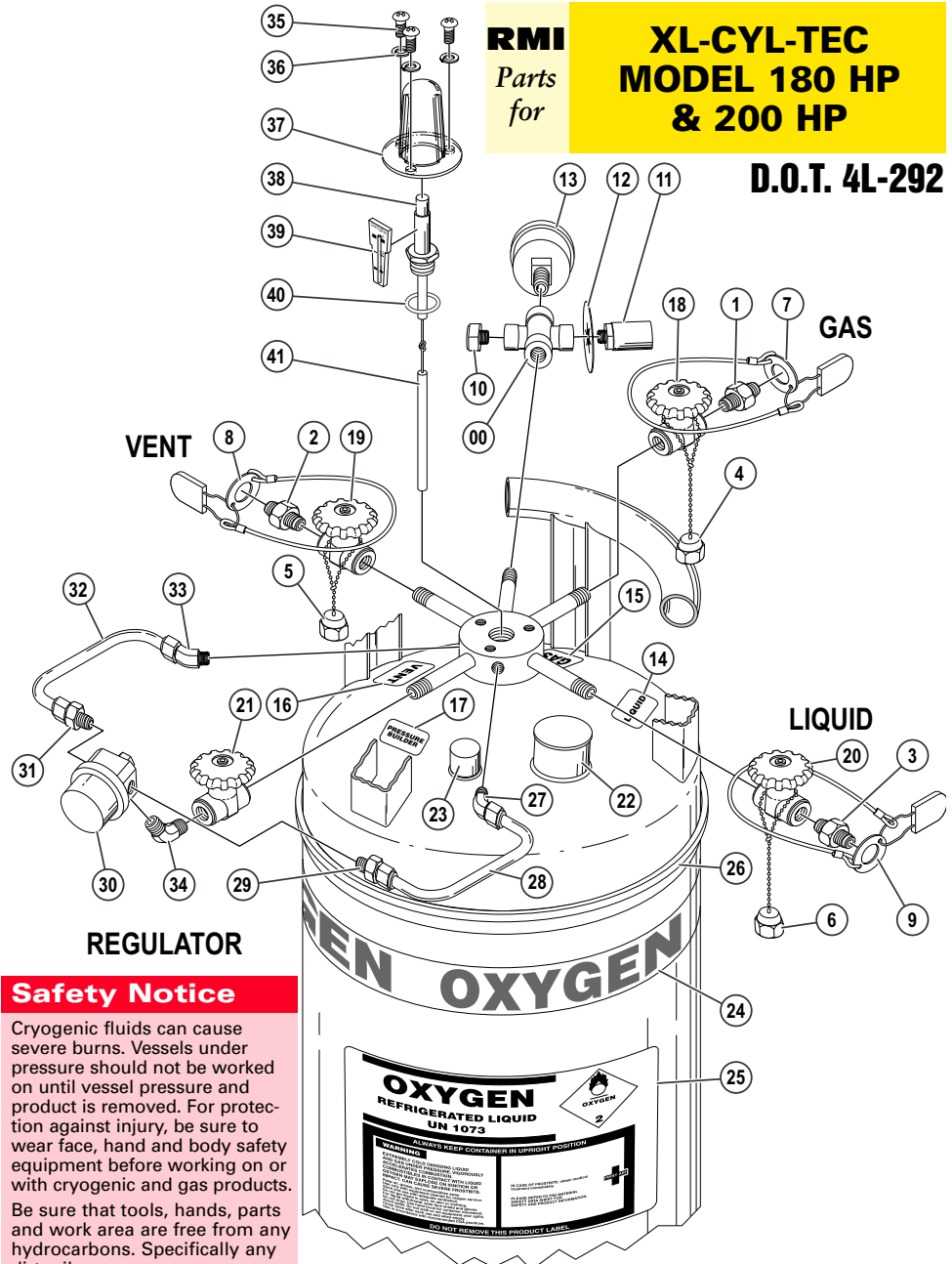

Gas Dust Cap and  
Chain for CGA 540



**CGA 440  
DUST CAP**

Part # CGA-440DC

Oxygen Vent and  
Liquid use



**Safety Notice**  
Cryogenic fluids can cause severe burns. Vessels under pressure should not be worked on until vessel pressure and product is removed. For protection against injury, be sure to wear face, hand and body safety equipment before working on or with cryogenic and gas products. Be sure that tools, hands, parts and work area are free from any hydrocarbons. Specifically any dirt, oil or grease. Parts must be cleaned for oxygen service if they will be exposed to product.

Text and Illustration copyright © 2007  
by Ratermann Manufacturing, Inc. All Rights Reserved.

**CARBON DIOXIDE  
DUST CAPS**

**CGA 320 DUST CAP**

Part # CGA-320DC


Dust Cap for CO<sup>2</sup>  
Gas/Liquid 3/8" NPT



**CGA 295  
DUST CAP**

Part # CGA-295DC

Dust Cap for Vent



\*Optional CGA Standard

Vent/Liquid — CGA 622 Part # CGA-622DC

**TAMPER DEVICE KITS**

Oxygen — 1 Kit

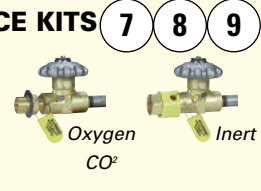
Part # CGP-23

Inert — 1 Kit

Part # CGP-13

CO<sup>2</sup> — 1 Kit

Part # CGP-25



**RUPTURE DISC**

Part # BD-350

Rupture Disc  
1/4 NPT



**RELIEF VALVE**

Part # LPR-350  
Relief Valve Brass  
1/4 NPT 350 PSI



**PRESSURE RELIEF I.D. DISC**

Part # DS-350  
Color-coded pressure relief I.D. discs are imprinted with the appropriate pressure of safety relief.



**GAUGE**

Part # PG-600  
Pressure Gauge 2" Dial  
0-600 PSI/BAR/KPA



**LABEL LIQUID**

Part # DL-OL  
Decal -  
Liquid Valve



**LABEL GAS**

Part # DL-OG  
Decal - Gas



**LABEL VENT**

Part # DL-OV  
Decal - Vent



**LABEL PB**

Part # DL-OPB  
Decal - Pressure  
Builder Valve



**GAS USE VALVE**

Part # VR-38F218TB-G  
Green Handle - Valve Brass  
GH 3/8 FPT x 3/8 SCH 10  
(VALVE REBUILD KIT Pt # VR-RBK1)



**VENT USE VALVE**

Part # VR-38F218TB-S  
Silver Handle - Valve Brass  
GH 3/8 FPT x 3/8 SCH 10  
(VALVE REBUILD KIT Pt # VR-RBK1)



**LIQUID USE VALVE**

Part # VR-38F218TB-B  
Blue Handle - Valve Brass  
BH 3/8 FPT x 3/8 SCH 10  
(VALVE REBUILD KIT Pt # VR-RBK1)



**VALVE PRESSURE BUILDER**

Part # VR-38F38F  
Short-stem shut off  
valves 3/8" FNPT  
(VALVE REBUILD KIT Pt # VR-RBK1)



**CAP**

Part # DC-CAP  
Cap Vinyl -  
Plastic Blue



**CAP**

Part # PC-M78  
Pumpout Cap



**DEWAR 360° WRAP AROUND TAPE**

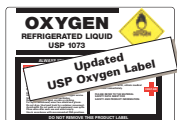
Part #'s for Gas Tape:  
DG-TC Carbon Dioxide DG-TO Oxygen  
DG-TN Nitrogen DG-TA Argon

Part #'s for Medical Tape:  
DG-MEDO Medical Oxygen  
DG-MEDN Medical Nitrogen  
DG-MEDNO Med Nitrous Oxide  
DG-MEDCO2 Med Carbon Dioxide



**DEWAR LABELS**

Part #'s  
DB-O Oxygen DB-A Argon  
DB-N Nitrogen DB-CO2 CO2  
DB-USP Oxygen USP  
DB-NNF Nitrogen NF  
DB-NOUSP Nitrous Oxide USP  
DB-CO2USP Carbon Dioxide USP



**LABEL BUFFER**

Part # LB-D160B  
Color coded bands can be used to identify pressure: Yellow for 22 PSI, Blue for 235 PSI, and gray.



**ELBOW**

Part # FIT-45M140D38  
Elbow Brass



**TUBING**

Part # CCT-TA



**FITTING**

Part # FIT-M140D38



**COMBO PRESSURE BUILDER/ECONOMIZER REGULATOR**

Part # PBE-1-T300



**FITTING**

Part # FIT-M140D38



**TUBING**

Part # CCT-TA



**ELBOW**

Part # FIT-45M140D38  
Elbow Brass



**ELBOW**

Part # FIT-45M14M38



**SCREW**

Part # CSS-T3



**WASHER**

Part # LC-T3



**GAUGE PROTECTOR**


Part # SGP-TRC



**LIQUID LEVEL GAUGE**

Part # LL-TW-M450

Includes gauge and spring



**SNAP ON INDICATOR**

Part #'s LL-TW-RA Argon  
# LL-TW-RN Nitrogen  
# LL-TW-RNO Nitrous Oxide  
# LL-TW-RO Oxygen



**O-RING**

Part # SGP-TFC-OR



**FLOAT ROD**

Part #'s  
For XL-45 use Pt # FR-45  
For XL-50/XL-55 use Pt # FP-5055



**MEDICAL CGA FITTINGS**

**TAMPER PROOF DEVICE**

This system cannot be removed without rendering the CGA outlet connection unusable.



**INERT**

- ① Part # TPG-580 CGA 580 (Gas use)
- ② ③ Part # TPG-295 CGA 295 (Vent & Liquid use)

**OXYGEN**

- ① Part # TPG-540 CGA 540 (Gas use)
- ② ③ Part # TPG-440 CGA 440 (Vent & Liquid use)

**CARBON DIOXIDE**

- ① Part # TPG-295 CGA 295 (Vent & Liquid use)
- ② ③ Part # TPG-320 CGA 320 (Gas, Vent & Liquid use)

**OPTIONS**

**DEWAR CERT POUCH**

Part # CP-5  
Optional tie wrap available



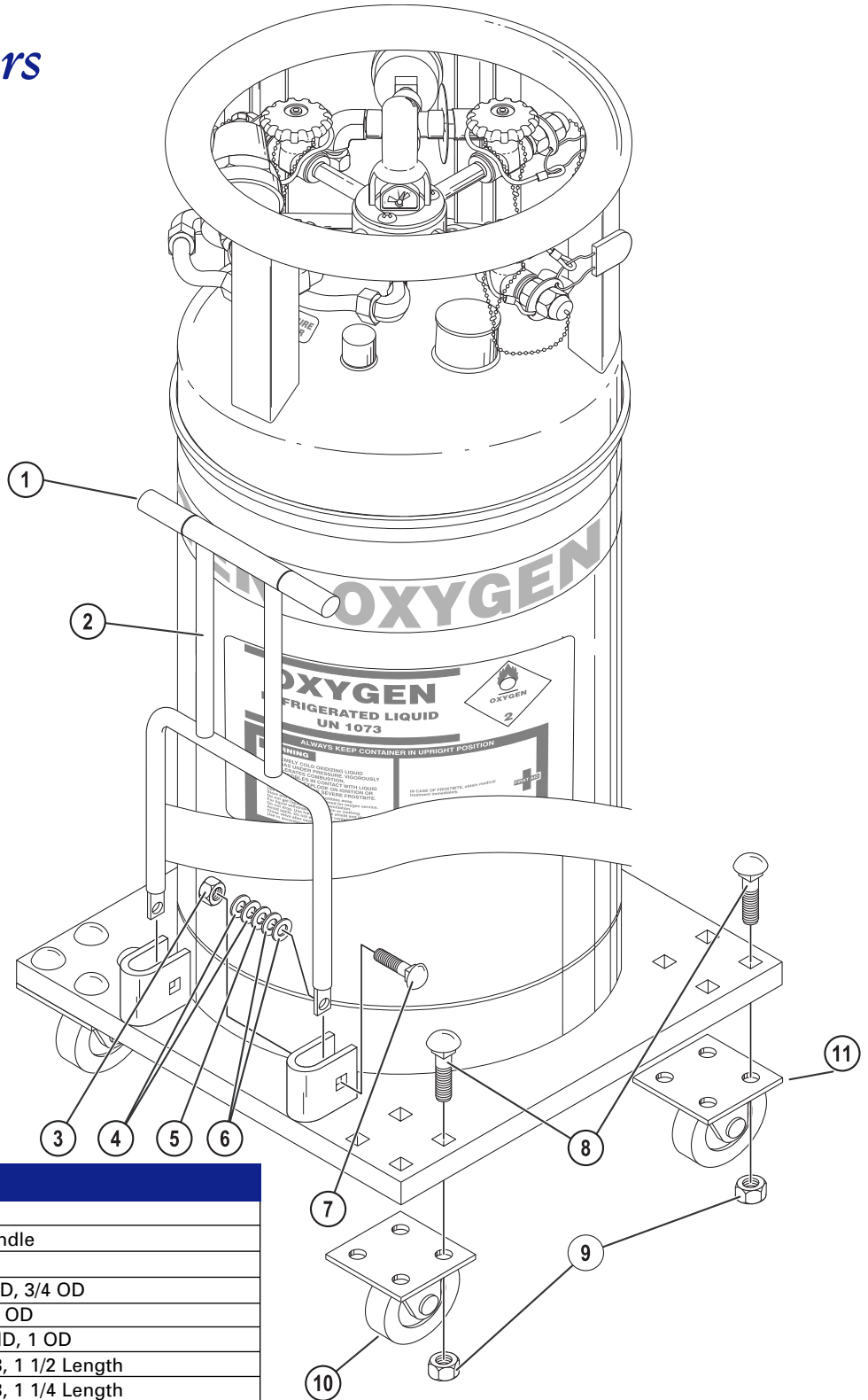
**DEWAR OPERATION LABELS**

Part #'s  
DL-01 Operation & Safety  
DL-02 Common Questions  
DL-03 CGA Warning Label  
DL-04 Pressure Relief Reference Label  
DL-10 CGA Red Warning



# RMI Parts for **MVE/CHART STYLE**

## Square Base Dewars



Bubble	Part #	Description
<b>1</b>	HG-1	Hand Grip
<b>2</b>	SB-HANDLE	Square Base Handle
<b>3</b>	COM-38NLN	Locking Nut 3/8
<b>4</b>	COM-38BW34OD	Spring Disk 3/8 ID, 3/4 OD
<b>5</b>	COM-38NFW1OD	Washer 3/8 ID, 1 OD
<b>6</b>	COM-38FW1OD	Flat Washer 3/8 ID, 1 OD
<b>7</b>	COM-38CB112	Carriage Bolt 3/8, 1 1/2 Length
<b>8</b>	COM-38CB114	Carriage Bolt 3/8, 1 1/4 Length
<b>9</b>	COM-38NLN	Locking Nut 3/8
<b>10</b>	CAST4X2-MSW CAST4X2-MSWBR CAST4X2-NMSW CAST4X2-NMSWBR	Magnetic Caster 4x2, Swivel Magnetic Caster 4x2, Swivel with Brake Non-Magnetic Caster 4x2, Swivel Non-Magnetic Caster 4x2, Swivel with Brake
<b>11</b>	CAST4X2-MR CAST4X2-NMR	Magnetic Caster 4x2, Rigid Non-Magnetic Caster 4x2, Rigid

Text and Illustration copyright © 2007  
by Ratermann Manufacturing, Inc. All Rights Reserved.

# RMI Parts for **GAUGE STYLE RETROFIT KITS**

Convert your old float liquid cylinder sight gauge to the latest gauge design with a Gauge Retrofit Kit.  
*Includes: Float Rod Assembly, Knuckle Plug, O-ring, Gauge, Gauge Protector, Hardware and Instructions.*

### For the Following Style Cylinders

- Dura-Cyl 160
- Dura-Cyl
- VGL-160
- Cryo-Cyl 160
- Dura-Max

Part #	Description
RC-RETRO-160-OX	Oxygen Service Roto-Cal 160
RC-RETRO-160-A	Argon Service Roto-Cal 160
RC-RETRO-160-N	Nitrogen Service Roto-Cal 160
RC-RETRO-160-CO2	Carbon Dioxide Service Roto-Cal 160
RC-RETRO-160-N2O	Nitrous Oxide Service Roto-Cal 160

### For the Following Style Cylinders

- Dura-Cyl 180/200
- Dura-5100
- PLC-180 II
- Cryo-Cyl 180/200
- Dura-5500

Part #	Description
RC-RETRO-160-OX	Oxygen Service Roto-Cal 160
RC-RETRO-180/200-OX	Oxygen Service Roto-Cal 180/200
RC-RETRO-180/200-A	Argon Service Roto-Cal 180/200
RC-RETRO-180/200-N	Nitrogen Service Roto-Cal 180/200
RC-RETRO-180/200-CO2	Carbon Dioxide Service Roto-Cal 180/200
RC-RETRO-180/200-N2O	Nitrous Oxide Service Roto-Cal 180/200

### For the Following Style Cylinders

- Dura-Cyl 230/265
- Dura Mite
- Cryo-Cyl 230/265
- Dura-Tech & PLC 230 II

Part #	Description
RC-RETRO-230/265-OX	Oxygen Service Roto-Cal 230/265
RC-RETRO-230/265-A	Argon Service Roto-Cal 230/265
RC-RETRO-230/265-N	Nitrogen Service Roto-Cal 230/265
RC-RETRO-230/265-CO2	Carbon Dioxide Service Roto-Cal 230/265

## Warning

Latex Gloves should be worn at all times when working on Oxygen containers.

It is important to thoroughly read and understand all of the safety and maintenance sections of your product manual. Exposure to cryogenic liquid or low temperature gas can result in injury. Including, severe skin burns and tissue damage. Be sure to follow all safety precautions. Wear proper safety equipment to protect body, hands, and face. Prior to performing any work on a container, be sure to completely remove all liquid and vent pressure. Be absolutely sure that all parts and tools, as well as hands and work area, are completely free of any Grease, Oil, or Dirt. All parts intended for use on liquid cylinders that are exposed to product, must be properly cleaned for Oxygen service.



### For the Following Style Cylinders

- Dura-Lo
- VL-160

Part #	Description
RC-RETRO-DURALO-OX	Oxygen Service Roto-Cal Dura Lo
RC-RETRO-DURALO-A	Argon Service Roto-Cal Dura Lo
RC-RETRO-DURALO-N	Nitrogen Service Roto-Cal Dura Lo

### For the Following Style Cylinders

- PLC 160 I (CSI Pre-Merger)

Part #	Description
RC-RETRO-PLC160-OX	Oxygen Service Roto-Cal PLC 160 I
RC-RETRO-PLC160-A	Argon Roto-Cal PLC 160 I
RC-RETRO-PLC160-N	Nitrogen Service Roto-Cal PLC 160 I
RC-RETRO-PLC160-CO2	Carbon Dioxide Service Roto-Cal PLC160I

### For the Following Style Cylinders

- PLC 180 I (CSI Pre-Merger)

Part #	Description
RC-RETRO-PLC180-OX	Oxygen Service Roto-Cal PLC 180 I
RC-RETRO-PLC180-A	Argon Roto-Cal PLC 180 I
RC-RETRO-PLC180-N	Nitrogen Service Roto-Cal PLC 180 I
RC-RETRO-PLC180-CO2	Carbon Dioxide Service Roto-Cal PLC180I
RC-RETRO-PLC180-N2O	Nitrous Oxide Service Roto-Cal PLC180I

### For the Following Style Cylinders

- PLC 230 I (CSI Pre-Merger)

Part #	Description
RC-RETRO-PLC230-OX	Oxygen Service Roto-Cal PLC 230 I
RC-RETRO-PLC230-A	Argon Roto-Cal PLC 230 I
RC-RETRO-PLC230-N	Nitrogen Service Roto-Cal PLC 230 I

# COMBINATION CONVERSION KITS

## MVE/CHART STYLE DEWARS COMBO REGULATOR RETROFIT KIT

### Combination Conversion Kits

Convert a two regulator liquid cylinder to a single combination regulator capable of both building pressure and economizing.



### Retrofit Kit Combo Regulators

Low Pressure

Part # RF-COMBO-LP

Medium Pressure

Part # RF-COMBO-MP

High Pressure

Part # RF-COMBO-HP

## Installation Instructions

### Warning

It is important to thoroughly read and understand all of the safety and maintenance sections of your product manual. Exposure to cryogenic liquid or low temperature gas can result in injury. Including, severe skin burns and tissue damage. Be sure to follow all safety precautions. Wear proper safety equipment to protect body, hands, and face. Prior to performing any work on a container, be sure to completely remove all liquid and vent pressure. Be absolutely sure that all parts and tools, as well as hands and work area, are completely free of any Grease, Oil, or Dirt. All parts intended for use on liquid cylinders that are exposed to product, must be properly cleaned for Oxygen service.

- 1 After removing all of the contents of the retrofit kit, make sure that all of the parts referred to in the parts list are present.
- 2 Apply three wraps of Teflon tape to all male National Pipe Thread (NPT) fittings, leaving the first two threads bare, to ensure no tape residue is entering the product stream.
- 3 Using a hacksaw, cut through the middle of the copper tubing that connects the Pressure Building (PB) valve and PB regulator and the Economizer regulator and PB regulator nipple.
- 4 After loosening the nuts on the tube fittings, slightly rotate the 90° (Elbow) fittings. Remove and discard these sections of copper tubing.
- 5 Remove the Economizer regulator from the stainless steel nipple. Be sure to remove any Teflon tape residue from the threads of the nipple. Apply three wraps of new Teflon tape, leaving the first two threads bare, to ensure no tape residue will enter the product stream.
- 6 Remove the 90° (Elbow) fitting from the PB valve.
- 7 Remove the PB Regulator, hex nipple, and tee adapter from the PB nipple.
- 8 Remove any remaining Teflon tape residue from the threads on the PB nipple and apply three wraps of new Teflon tape, leaving the first two threads bare, to ensure no tape residue will enter the product stream.
- 9 Thread the 1/4" hex coupling onto the PB nipple. Then, thread the hex nipple into the hex coupling.
- 10 Thread the Combination (Combo) regulator onto the hex nipple and tighten it so that its orientation is as shown in Figure 1.
- 11 Thread one of Elbow (Pt# FIT-90ECF38M14) into the bottom and input ports of the Combo Regulator. The fitting in the input port should be tightened so that the nut is on the same plane as the center of the PB Valve outlet. The fitting in the bottom port of the regulator should be tightened so that the nut is pointing toward the end of the Economizer nipple. (See Figure #1)
- 12 Thread the 90° "Elbow" (Pt# EC-M4M) into the outlet port of the PB valve. The fitting should be tightened so that the nut is pointing at the nut of the fitting that is threaded into the inlet port of the Combo regulator. (See Figure #1)
- 13 Thread 90° "Elbow" (Pt# EC-M3F) onto the end of the Economizer nipple. The fitting should be tightened so that the nut is pointing approximately at the nut of the fitting that is threaded into the bottom port of the Combo regulator. Once the copper tubing is inserted, the fitting in the bottom port of the regulator will require a slight amount of additional tightening. (See Figure #1)

# COMBINATION CONVERSION KITS

## Installation Instructions *continued*

*Note: Read and follow carefully*

- Refer to Figure 1 and take note of the bends in the copper tubing. A 3/8" tubing bender and a tubing cutter are required in order to ensure proper installation. It is Very Important for the copper tubes to fit properly. This step should be done slowly and methodically.
- Once the nut is removed from the tube fitting, you will see a 'shelf' that is approximately 1/4" down in the body of the fitting. The copper tube should be inserted into the fitting until it rests against this "shelf". This is to ensure that the ferrule inside the nut will grip onto the tubing, sealing it properly.

- 1 The 5" piece of copper tubing will be installed between the Combination "Combo" regulator and the Pressure Building "PB" Valve. Make the appropriate bend in the tubing to achieve the proper angle for alignment with the 90° "Elbow" fittings. You will notice that the tubing is too long to properly fit and will need to be cut. Remove the nuts from both fittings and hold the tubing as if it were being installed and mark the tubing where it needs to be cut. Be sure that the tubing will extend ?' into both fitting bodies so that the tubing will rest against the "shelf" for proper sealing. Put the nuts back on the fittings and make the required cuts.

### Safety Warning

Latex Gloves should be worn at all times when working on Oxygen containers.

It is important to thoroughly read and understand all of the safety and maintenance sections of your product manual. Exposure to cryogenic liquid or low temperature gas can result in injury. Including, severe skin burns and tissue damage. Be sure to follow all safety precautions. Wear proper safety equipment to protect body, hands, and face. Prior to performing any work on a container, be sure to completely remove all liquid and vent pressure. Be absolutely sure that all parts and tools, as well as hands and work area, are completely free of any Grease, Oil, or Dirt. All parts intended for use on liquid cylinders that are exposed to product, must be properly cleaned for Oxygen service.

- 2 With a rubber mallet, Hammer the body of the PB valve so that the valve nipple is bending away from the regulator nipple. These stainless steel nipples are very malleable (Capable of being shaped) but bend the nipple over only far enough to get the tubing between the nuts of the fittings. Insert one end of the tubing into the fittings on the Combo regulator and using your rubber mallet, hammer the PB valve nipple back over while aligning the other end of the copper tubing with the nut on the fitting in the PB valve. Make sure that the tubing is properly inserted into both fittings and tighten the nuts. Typically, finger tight and then one full turn with a wrench will provide an adequate seal. If there are any leaks when pressurized, tighten the nuts incrementally until any leaks are stopped. Be careful not to over torque.

- 3 Repeat the same process with 7" copper tubing that runs between the economizer nipple fitting and the fitting in the bottom port of the Combo regulator. Referring to step 13 on the previous page, the fitting in the bottom port of the Combo regulator should be tightened so that it is at the best angle for tubing fit. It is important to only tighten the fitting, as loosening the fitting may cause a leak to develop. Once again, use your rubber mallet to bend the economizer nipple.

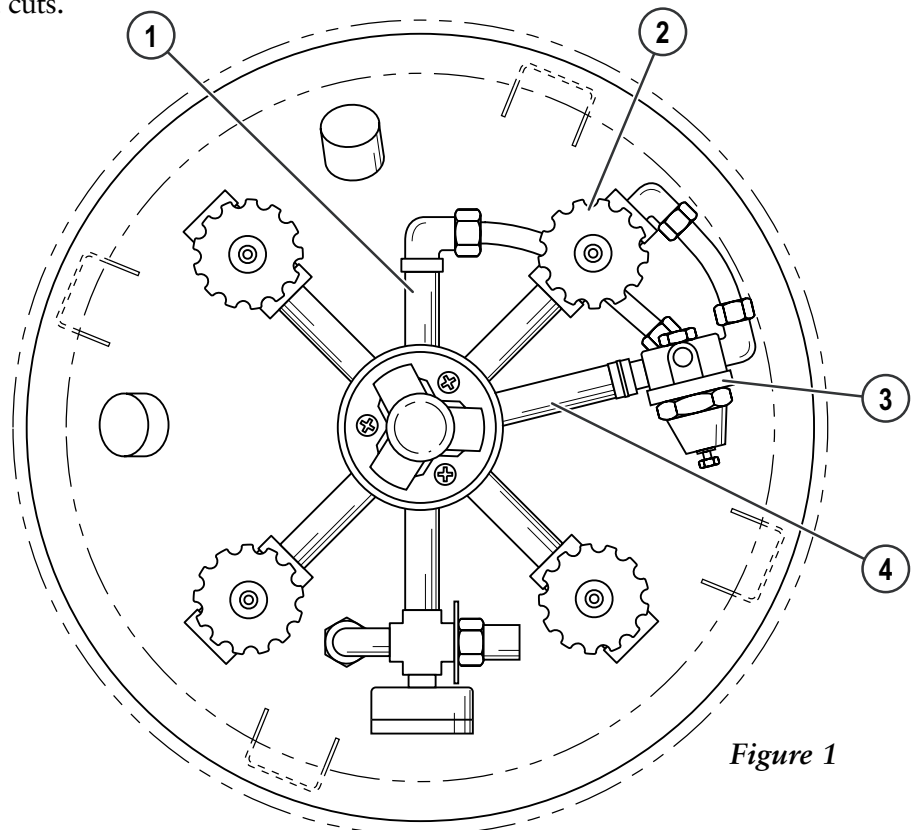


Figure 1


Text and Illustration copyright © 2007  
by Ratermann Manufacturing, Inc. All Rights Reserved.

**RMI** Parts for

# LIQUID LEVEL GAUGE KIT INSTALL INSTRUCTIONS

## FOR LIQUID CYLINDERS AND BEVERAGE CARBONATION VESSELS – TAYLOR WHARTON STYLE

*Kit converts old style to new style Liquid Level Gauge\**



Pt # LL-RETRO45

\* Order Float Rod separately by Vessel type



**Converts to Snap on Liquid Indicator\*\***

\*\* Gauge ordered separately see page **1B-11**



### Selecting the Proper Kit and Indicator

#### KIT SELECTION CHART

Model	Kit Part Number	Snap-On Indicator
BC-400, LF-400, TCM-400	LL-RETRO45-9C50	Included (Beverage Carbonation)
BC-600, EC-450, EC-600, TCM-600	LL-RETRO45-9C51	Included (Beverage Carbonation)
EC-150, LF-150	LL-RETRO45-9C52	Included (Beverage Carbonation)
EC-300, LF-300	LL-RETRO45-9C53	Included (Beverage Carbonation)
XL-45, XL-55 (Older 22" O.D.)	LL-RETRO45-9C54	Order Separately
XL-50, XL-55, XL-180 (Current 20" O.D.)	LL-RETRO45-9C55	Order Separately
XL-65, XL-240 (Current 20" O.D.)	LL-RETRO45-9C56	Order Separately
XL-70, (XL-160, XL-240 Old Style 26" O.D.)	LL-RETRO45-9C57	Order Separately
XL-100	LL-RETRO45-9C58	Order Separately
XL-60	LL-RETRO45-9C59	Order Separately

#### SNAP-ON INDICATOR

Service	Carbon Dioxide	Nitrogen	Argon	Oxygen
Part Number	LL-TW-RCD	LL-TW-RN	LL-TW-RA	LL-TW-RO

### Warning

Latex Gloves should be worn at all times when working on Oxygen containers.

After the contents of the container have been emptied, it should be allowed to sit empty until the float rod has a chance to warm up. Time can vary from a few days to a week. Always wear protective gloves that are rated for cryogenic temperature when handling the float rod, as it may retain the extremely cold temperature of the cryogenic liquid and can burn exposed skin.

It is important to thoroughly read and understand all of the safety and maintenance sections of your product manual. Exposure to cryogenic liquid or low temperature gas can result in injury. Including, severe skin burns and tissue damage. Be sure to follow all safety precautions. Wear proper safety equipment to protect body, hands, and face. Prior to performing any work on a container, be sure to completely remove all liquid and vent pressure. Be absolutely sure that all parts and tools, as well as hands and work area, are completely free of any Grease, Oil, or Dirt. All parts intended for use on liquid cylinders that are exposed to product, must be properly cleaned for Oxygen service.

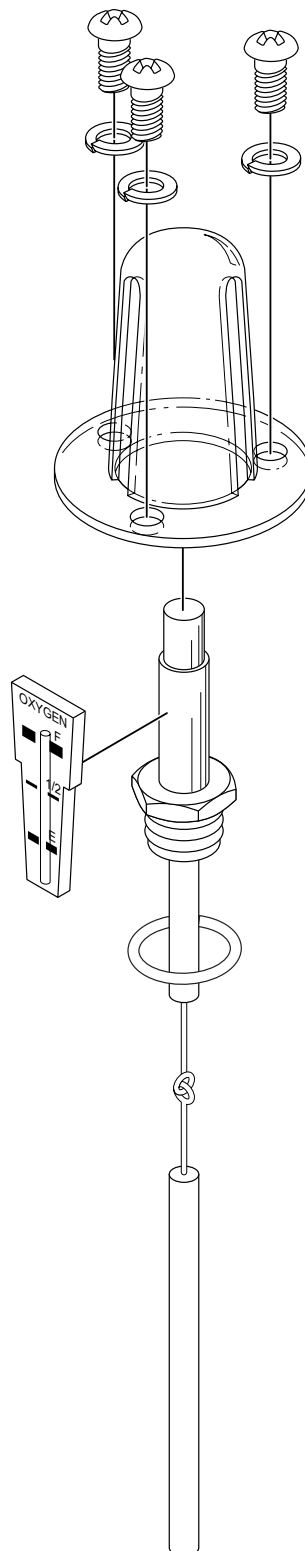
**RMI** Parts for**LIQUID LEVEL GAUGE KIT INSTALL INSTRUCTIONS****FOR LIQUID CYLINDERS AND BEVERAGE CARBONATION VESSELS – TAYLOR WHARTON STYLE****Removing the Liquid Level Gauge**

- 1 Be sure to remove all liquid and vent pressure from the container
- 2 Remove the three bolts from the base of the cover and remove cover
- 3 Unscrew (counter clockwise) the gauge body
- 4 Remove the gauge assembly by lifting up and out of the container

Gloves should be worn to protect against frostbite.

**Installing the Liquid Level Gauge**

- 1 Attach the ring on the top of the float rod to the bottom of the liquid level gauge. Place the gasket in the recessed area of the top of the container flange.
- 2 Insert the gauge assembly by first lowering the float rod through the gauge opening, leaving approximately 8 inches of the float rod remaining above the container.
- 3 Hold the upper part of the float rod so the assembly hangs free and vertical
- 4 Slowly lower the assembly approximately 4 inches, keeping the float rod centered in the threaded entrance hole. The float rod should now drop straight down through the guide ring on the inside of the container.
- 5 To be sure that the float rod has been properly aligned through the guide ring, hold the top of the float rod and swing the lower portion from side to side. If the float rod has been properly aligned through the guide ring, the movement of the lower portion of the guide ring will be limited to approximately  $\frac{1}{2}$ ". If more movement is detected, remove the rod until it's top 8 inches is above the gauge opening and attempt alignment again.
- 6 Once proper alignment is achieved, lower the assembly into the container until threads can be engaged.
- 7 Screw in the gauge and apply approximately 20 foot-pounds of torque. Leak check the gauge body to flange connection.
- 8 Finish assembly as shown in the illustration.

**Installation Diagram to Install new Gauge Style Floats****Safety Warning**

Latex Gloves should be worn at all times when working on Oxygen containers.

After the contents of the container have been emptied, it should be allowed to sit empty until the float rod has a chance to warm up. Time can vary from a few days to a week. Always wear protective gloves that are rated for cryogenic temperature when handling the float rod, as it may retain the extremely cold temperature of the cryogenic liquid and can burn exposed skin.

Text and Illustration  
copyright © 2007  
by Ratermann  
Manufacturing, Inc.  
All Rights Reserved.

# SAFETY NOTICE

Cryogenic fluids can cause severe burns. Vessels under pressure should not be worked on until vessel pressure and product is removed. For protection against injury, be sure to wear face, hand and body safety equipment before working on or with cryogenic and gas products.

## Warning

It is important to thoroughly read and understand all of the safety and maintenance sections of your product manual. Exposure to cryogenic liquid or low temperature gas can result in injury. Including, severe skin burns and tissue damage. Be sure to follow all safety precautions. Wear proper safety equipment to protect body, hands, and face. Prior to performing any work on a container, be sure to completely remove all liquid and vent pressure. Be absolutely sure that all parts and tools, as well as hands and work area, are completely free of any Grease, Oil, or Dirt. All parts intended for use on liquid cylinders that are exposed to product, must be properly cleaned for Oxygen service.

## FACE SHIELD & HEAD GEAR



Face Shield  
and  
Head Gear

Part #	Description
CRY-FS1	Face Shield
CRY-HG1	Head Gear

## DRIVER'S CRYO-INDUSTRIAL GLOVES

Thermal protection in a rugged, abrasion resistant outer shell.

*\*Gauntlet style has velcro to tighten the glove on.*



Driver's  
Cryo-  
Industrial  
Gloves

### Waterproof Cryo-Industrial Gloves\*

Part #	Description	1+
CRY-IG12WWP-M	Wrist – 12" Waterproof Industrial Glove	124.99
CRY-IG12WWP-L	Wrist – 12" Waterproof Industrial Glove	124.99
CRY-IG12WWP-XL	Wrist – 12" Waterproof Industrial Glove	124.99
CRY-IG18GWP-M	Gauntlet – 18" Waterproof Industrial Glove	224.97
CRY-IG18GWP-L	Gauntlet – 18" Waterproof Industrial Glove	224.97
CRY-IG18GWP-XL	Gauntlet – 18" Waterproof Industrial Glove	224.97